




# Official development assistance and private donations: where do people stand?


David Hudson, Jennifer Hudson, Paolo Morini

What do people think about private donations and government aid?


And the appropriate balance between the two?



We tend to assume that most people who are supporters of development cooperation support both donations and official development assistance ...




We tend to assume that most people who are supporters of development cooperation support both donations and official development assistance ... or people oppose both



But is this true?




Or do people support one but not the other?





What do you think?  
How large are each  
group?



# ODA and private donations

[Q7w9]{single} Sur les 2000 milliards d'euros de son Produit Intérieur Brut (PIB) total, le Gouvernement français consacre actuellement 0,38 pour cent (soit 9 milliards d'euros) à l'aide internationale pour les pays en voie de développement. Pensez-vous que le Gouvernement devrait augmenter ou diminuer le budget qu'il consacre à l'aide internationale pour les pays en voie de développement ?



<1>Augmenter fortement

<2>Augmenter un peu



<3>Ne pas modifier le budget



<4>Diminuer un peu

<5>Diminuer fortement

<6>Je ne sais pas

[Q62w9]{single} Donner de l'argent pour combattre les problèmes de pauvreté dans les pays en voie de développement est un bon moyen d'aider les personnes qui en ont vraiment besoin.



<1> Tout à fait d'accord

<2> D'accord



<3> Ni d'accord ni pas d'accord

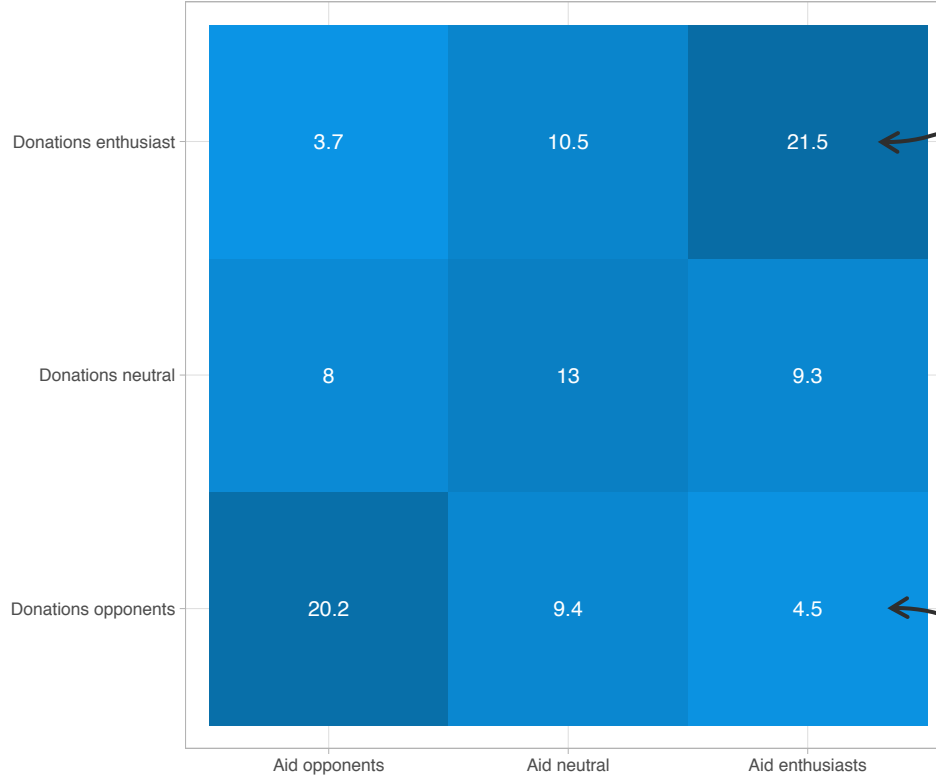


<4> Pas d'accord

<5> Pas du tout d'accord

<6> Je ne sais pas

Cross-table of attitudes towards aid and donations – France  
 Percentage of respondents within groups



21.5% of public support private donations and public aid




4.5% of public oppose private donations but support public aid





What do these people look like?

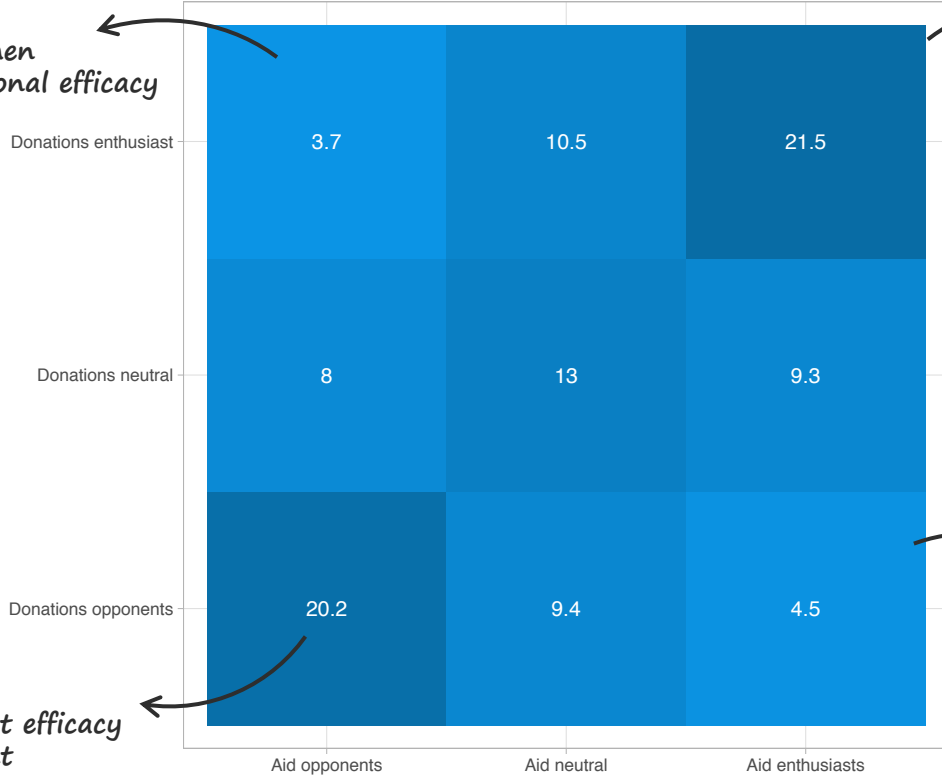


- Segment?
- Gender?
- Age?
- Education?
- Party identification?
- Belief that government aid can make a difference?
- Belief that they personally can make a difference?

Cross-table of attitudes towards aid and donations – France  
 Percentage of respondents within groups

- Age  
 + Women  
 + Personal efficacy

+ Education  
 + Socialiste  
 + Government efficacy  
 + Engagement

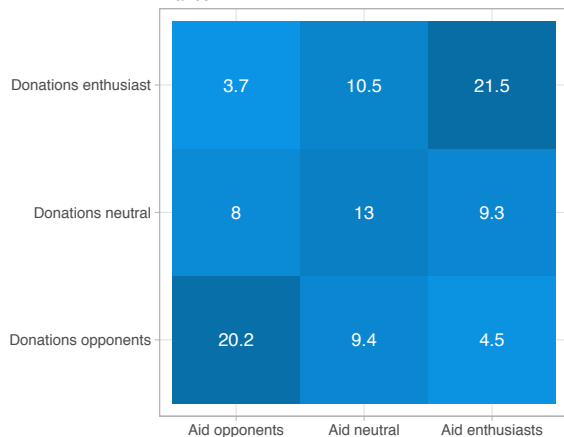


- Education  
 - Socialiste  
 - Government efficacy  
 - Engagement

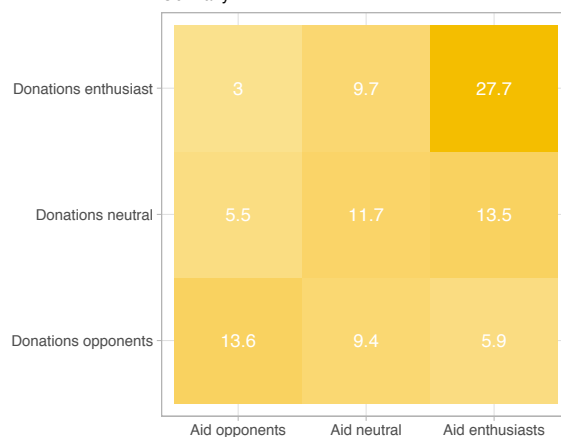
+ Government efficacy  
 - Personal efficacy  
 + Engagement (excluding Fully Engaged)

## Cross-table of attitudes towards aid and donations

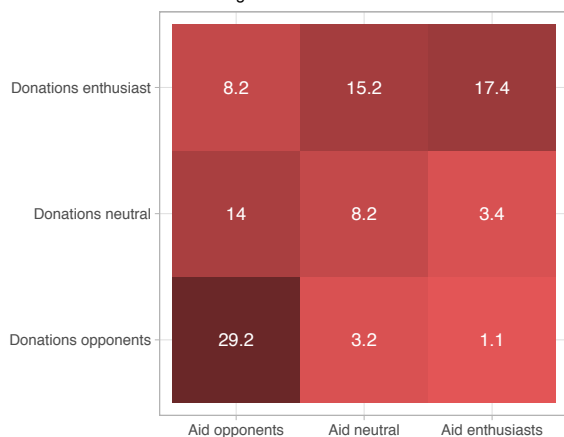
France



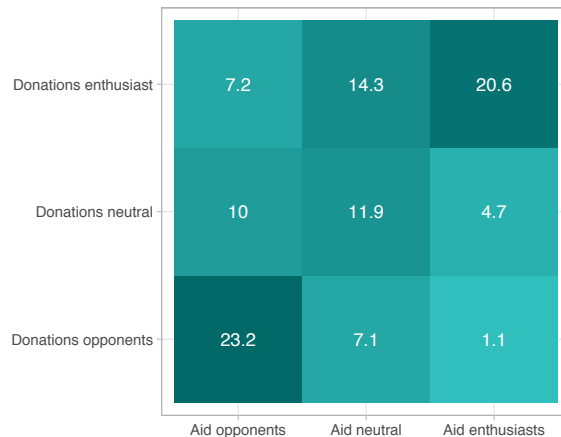
Germany



United Kingdom




United States



- Germany has the strongest 'top right', i.e. support both donations and government aid
- UK has the strongest 'bottom left' i.e. oppose both donations and government aid
- France and Germany have a much stronger 'bottom right' than UK and US, i.e. support government aid but not donations
- UK and US have the stronger top rows, i.e. donation enthusiasts

Next we asked  
respondents about the  
appropriate balance or  
share between official  
government assistance  
and private donations ...

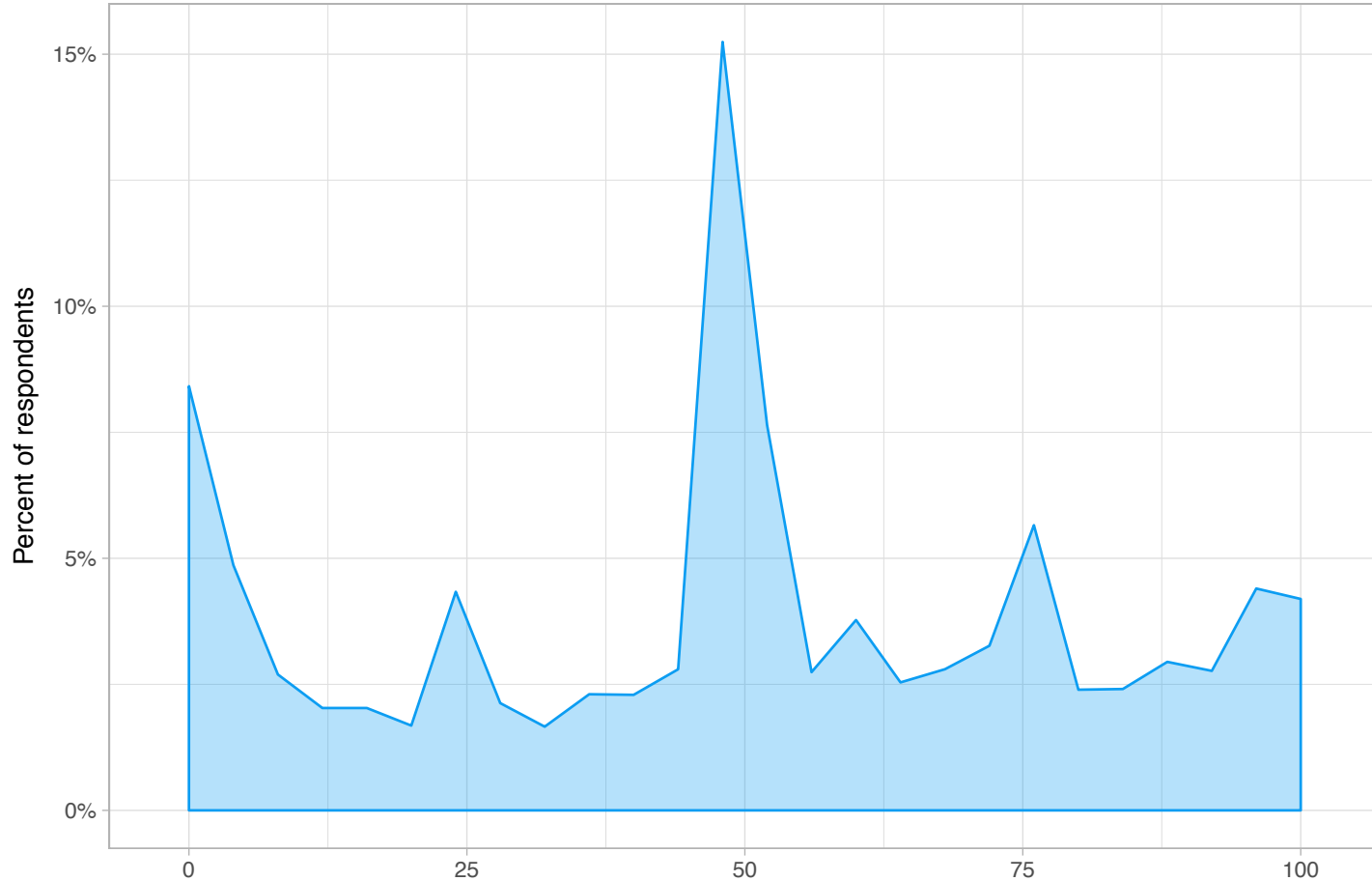


Si vous pensez que cet argent ne devrait pas du tout provenir de dons versés par des particuliers, placez le curseur à 0%

Si vous pensez que cet argent ne devrait pas du tout provenir du gouvernement français, placez le curseur à 0%

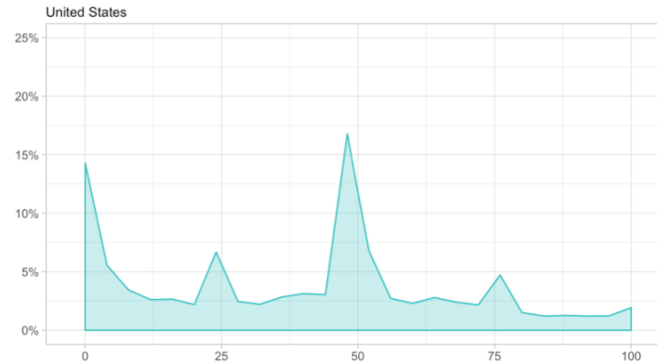
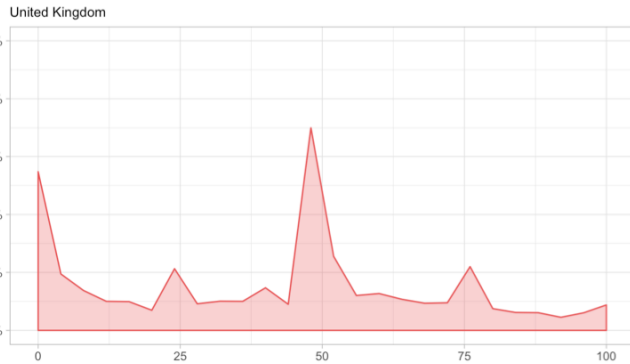
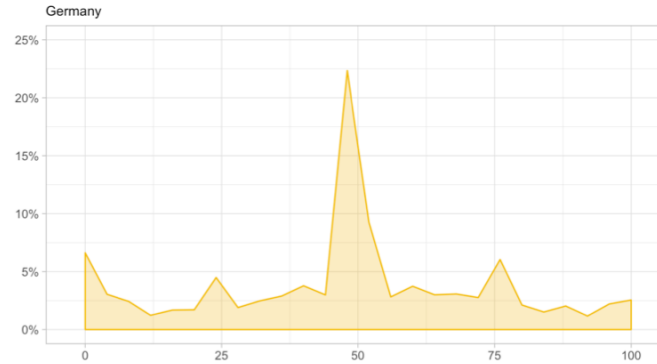
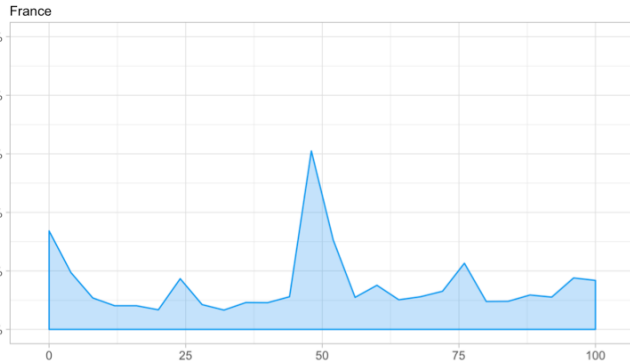


## Aidmoney 1/2: Please indicate what percentage of money to poor countries should come from the FR Government



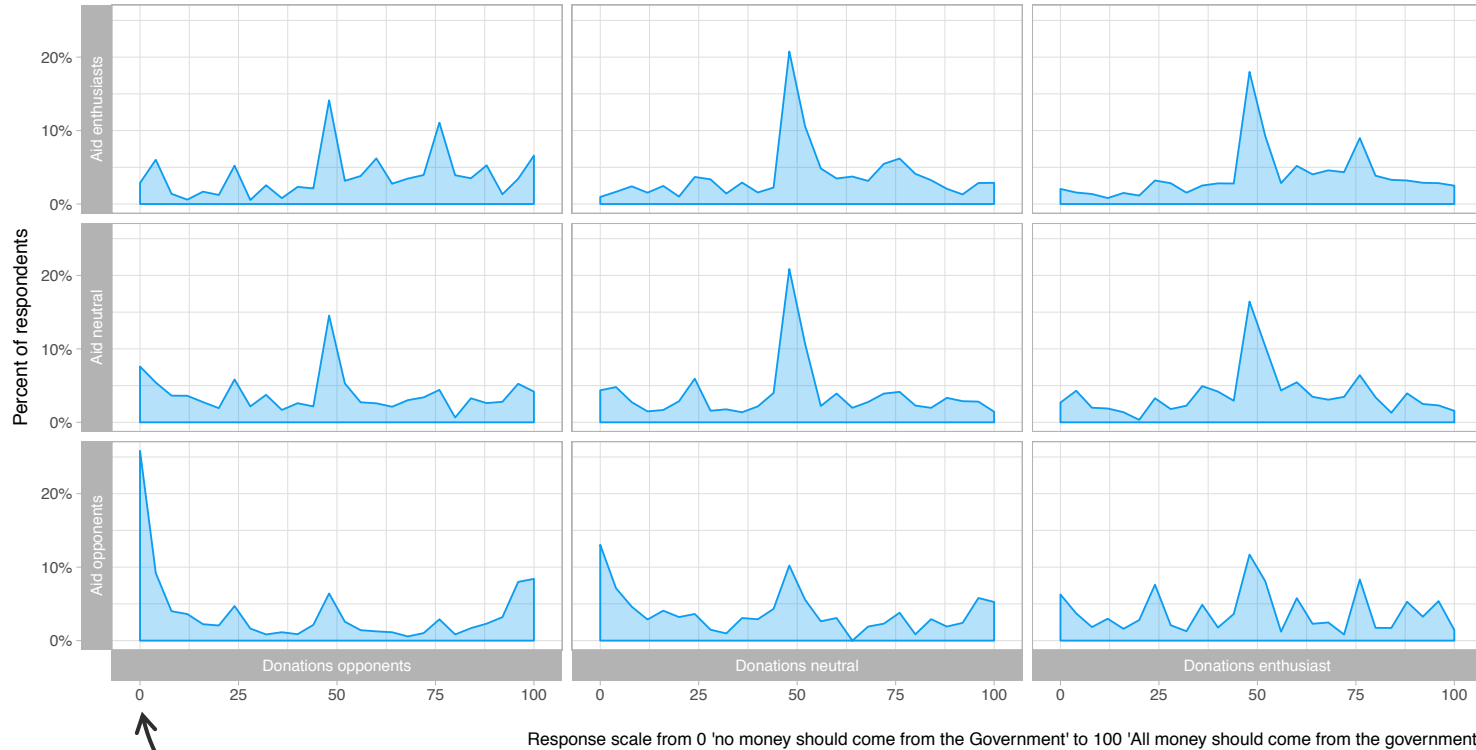
- There is a clear preference for a 50:50 balance between government and private donations (plurality)
- There is an even spread between preference for government aid and private donations
- France has a larger number of people rejecting private donations (and supporting government only)

Aidmoney 1/2: Please indicate what percentage of money to poor countries should come the FR/DE/UK/US Government



- Germany has the highest frequency of 50:50
- The US and UK has the highest frequency of private only strongest 'bottom left' i.e. oppose both donations and government aid
- France has the highest level of government aid only

Aidmoney 1/2: Please indicate what percentage of money to poor countries should come from the FR Government

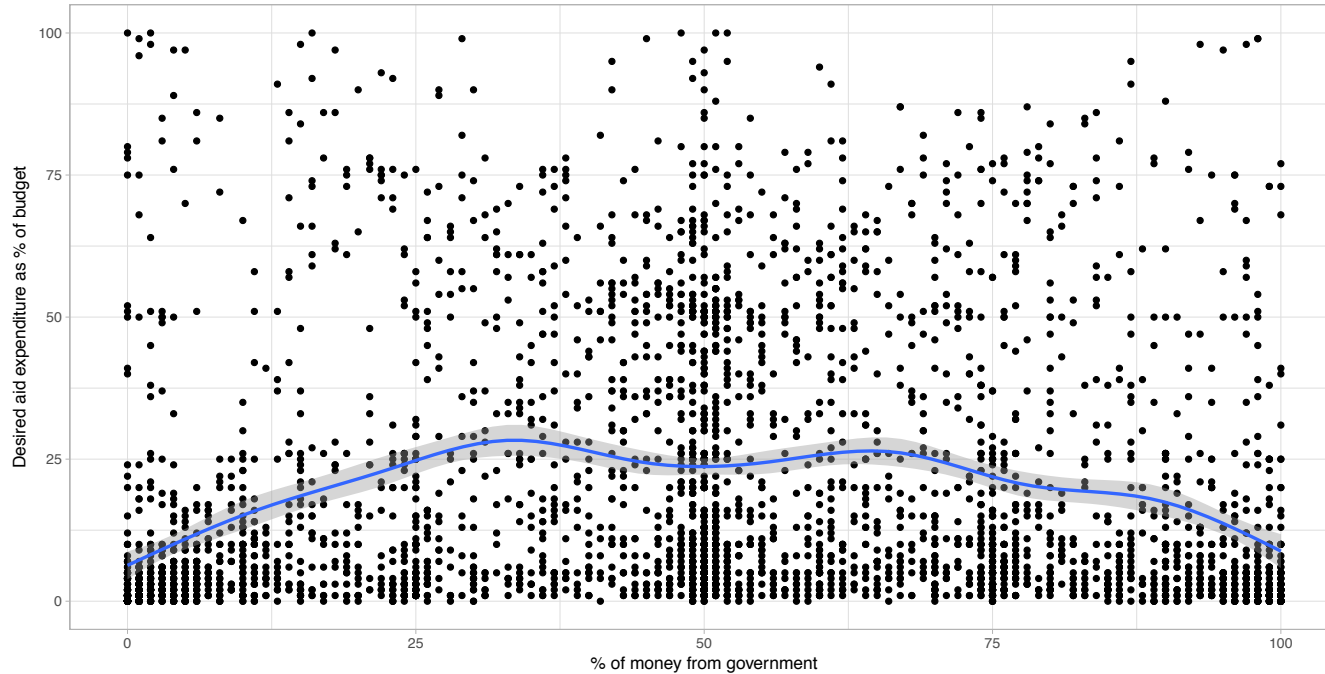


- Only among government aid **and** donation opponents is there a large opposition to any government aid

*opposition to any government aid*

# What per cent of the national budget do you think the Government should spend each year on overseas aid, if any?

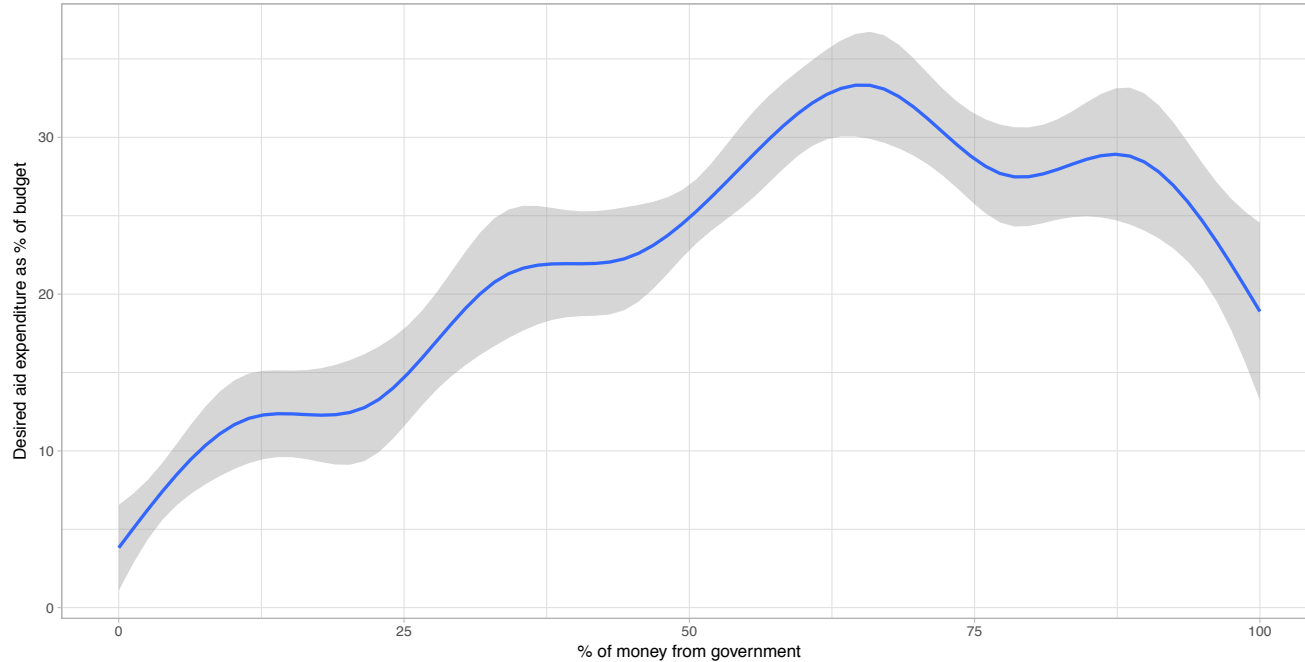
Aidmoney 1/2: Please indicate what percentage of money to poor countries should come from private donations/the FR Government





# What per cent of the national budget do you think the Government should spend each year on overseas aid, if any?

Aidmoney 1/2: Please indicate what percentage of money to poor countries should come from private donations/the FR Government



# Summary

- Respondents tend to have a consistent preference for government aid *and* private donations towards development cooperation
  - Only 3.7% are pro-donations and anti-government aid
    - This percentage is much higher in US and UK
  - And 4.5% are pro-government aid and anti-donations
    - This percentage is much lower in US and UK
- The profiles of respondents are logical, e.g. engagement and support for political parties
  - Government and personal **efficacy** are consistently correlated with whether people support government aid and donations, respectively
  - Education is correlated with supporting **both**
- People who prefer a higher percentage of government spend on development assistance tend to around the 65:35 mark in favour of government