

CITIZENS CALL FOR A GENDER-EQUAL WORLD: A ROADMAP FOR ACTION

FINDINGS FROM A 17-COUNTRY PUBLIC OPINION
SURVEY ON GENDER EQUALITY PREPARED FOR
THE GENERATION EQUALITY FORUM

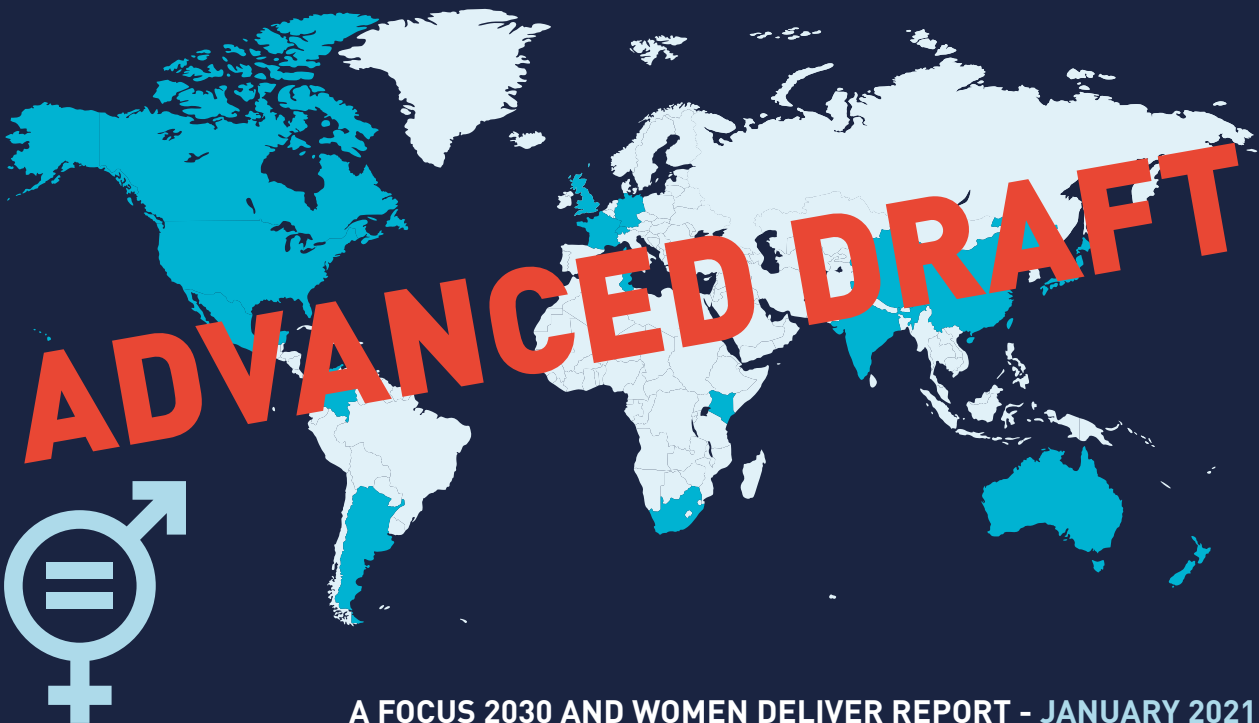


TABLE OF CONTENTS

Acronyms / Abbreviations	5
Executive summary	6
Key findings from the 17 surveyed countries	7
Calls to Action	9
INTRODUCTION	10
• Purpose of the study	11
• The Six Action Coalitions of the Generation Equality Forum	12
THE CONTEXT OF THIS SURVEY: THE GENERATION EQUALITY FORUM TO ADVANCE GENDER EQUALITY	13
• Gender equality over the past 25 years	14
• The 17 countries surveyed in this study	15
• Survey methodology and limitations	15
HOW DO RESPONDENTS SEE GENDER EQUALITY EVOLVING?	16
• Some elements of context: issues that respondents are the most preoccupied with	17
Gender equality: an important issue to respondents personally	20
• A concern shared by all, especially women	20
• Young people are at the forefront of the fight for gender equality	21
• Gender equality is a shared concern across the political spectrum	23
Perception of the evolution of gender equality over the last 25 years	24
• More men than women believe gender equality has improved over the last 25 years	25
• What do people born after the Beijing conference think about the progress of gender equality in their country?	26
• Gender equality: a perceived improvement over the last 25 years, according to people across all income levels	27
Perceived obstacles to gender equality	28
• Overwhelming support for more government action to promote gender equality	30
• Female and male expectations on what governments should do (or not do) to promote gender equality	31
• “Left-leaning” respondents want to see more from their governments	31
• Reform laws to advance gender equality	32
WHAT DO CITIZENS EXPECT FROM THE GENERATION EQUALITY ACTION COALITIONS?	34
• Tackling gender-based violence and promoting women’s broader economic opportunities: universal top priorities to improve gender equality	36
Gender-based violence: governments must take action	37
• Ending gender-based violence: the universal top priority	37
• Respondents’ priorities to end gender-based violence	38
• Accountability is essential to address gender-based violence	39
• Ending traditional practices rooted in harmful gender norms	40
• Other measures to end GBV	41

Economic justice and rights: valuing women’s economic work through valuing their contribution to society	42
• Upholding economic justice and rights	42
• Respondents’ priorities to advance economic justice and rights	43
• Achieving equal pay is a key priority for government action	44
• Preventing violence and sexual harassment in the workplace	45
• More solutions towards improving women’s broader economic opportunities and decision-making power	45
Feminist movements and leadership: power-sharing measures aimed at women must include political, social, cultural, and economic dimensions	47
• Enabling feminist movements and leadership	47
• Respondents’ priorities to promote feminist movements and leadership	49
• Supporting women’s political leadership and participation	50
• Achieve equal representation of women on boards of companies	51
• A strong consensus in favor of gender quotas for political decision-making bodies	52
• Introducing quotas in politics: A priority for women and young people	52
Bodily autonomy and sexual and reproductive health and rights: a demand for better access to services and information	54
• Bodily autonomy and sexual and reproductive health and rights: equally important to women and men	54
• Support for access to SRHR is strongly associated with the age of the respondent and decreases with age	56
• Respondents’ priorities to secure bodily autonomy and SRHR	57
• Providing access to sexual health services	58
• Increase access to accurate information including the provision of sexual education	59
• Engaging youth in the implementation of sexual and reproductive health services	59
• Increasing access to contraception and family planning options requires the prioritization of needs from marginalized groups	60
• Safe abortion and preventing maternal deaths	61
Technology and innovation for gender equality: a non-polarized issue	62
• Invest in technology and innovation to promote gender equality: a bet on the future?	62
• Respondents’ priorities to uphold technology and innovation for gender equality	64
Feminist action for climate justice: making use of women’s skills to better respond to a common challenge	66
• Climate action by and for women	66
• Respondents’ priorities to implement feminist action for climate justice	67
• Promoting the training and hiring of women in jobs related to climate change	68
• Ensuring better participation for girls and women in the development of solutions to tackle climate change	69
• Increasing funding for women-led organizations fighting climate change	70
• Other actions: Addressing the disproportionate impacts of climate change on women	70
GENDER EQUALITY AND THE COVID-19 PANDEMIC	71
Reinforcing gender inequality and inequality between different countries: the impacts of COVID-19 containment measures	72
• Different consequences in different countries	72
• The COVID-19 pandemic increased gender inequalities at home	73

Health consequences of COVID-19: an important psychological impact	74
• Ranking health consequences of COVID-19 across the 17 countries	74
• A heavy mental and emotional burden for women during COVID-19	75
The obvious, and necessary, involvement of women in the response to COVID-19	76
• Disparities in how well governments supported men and women through COVID-19	77
• Many believe gender inequality will worsen due to COVID-19	78
PERSONAL OPINIONS ON, AND EXPERIENCES OF, GENDER DISCRIMINATION	80
Gender discrimination primarily affects women’s professional lives	81
• Women are particularly likely to experience discrimination in their professional lives	82
• Women face difficulties in accessing sexual and reproductive health services	83
• One in five female respondents faces obstacles to her freedom of movement	84
Sexist behaviors universally denounced as unacceptable... with a few exceptions	86
• A women does not have to obey her partner	88
• Women can refuse sexual intercourse with their partner	89
The places where women and men feel most unsafe	91
FINANCING FOR GENDER EQUALITY AND EVERYDAY ACTIONS BY CITIZENS	92
A shared assessment: achieving gender equality is key to ending global poverty	93
The Generation Equality Forum must be an opportunity to increase funding for women’s rights	94
• Respondents under the age of 25 have particularly high expectations for their governments when it comes to funding for gender equality	95
What everyday actions are people willing to take to address gender inequality	96
Harness youth calls for gender equality	98
CONCLUSION	99
• Calls to action	100
ANNEXES	103
• Annex 1: Survey methodology	104
• Annex 2: Further details on the 17 countries surveyed	106
• Annex 3: Survey questionnaire	107

ACRONYMS / ABBREVIATIONS

COP: Conference of parties

GBV: gender-based violence

HIV: human immunodeficiency viruses

ICT: information and communication technologies

LGBTQIA+: lesbian, gay, bisexual, transgender, queer, intersex, asexual, plus

LMICs: lower-middle-income countries

NDC: Nationally Determined Contributions

OECD-DAC: Organization for Economic Cooperation and Development-Development Assistance Committee

SDGs: Sustainable Development Goals

SRH: sexual and reproductive health

SRHR: sexual and reproductive health and rights

STD: sexually transmitted disease

STEM: Science, Engineering, Technology, and Mathematics

STI: sexually transmitted infection

UN: United Nations

UNDP: United Nations Development Programme

UNFCCC: United Nations Framework Convention on Climate Change

EXECUTIVE SUMMARY

In 1995, 189 countries committed to the Beijing Declaration and Platform for Action, a forward-looking blueprint for advancing women's rights and gender equality. On its 25th anniversary, UN Women and the Governments of France and Mexico launched the Generation Equality Forum, a multi-stakeholder and multigenerational campaign and platform to unify all sectors and accelerate bigger and bolder commitments and collective action for gender equality.¹

Gender equality and girls' and women's health and rights are central to a future that delivers for everyone. But achieving gender equality isn't a women's issue. It's a societal issue, and all people have a role to play in achieving it. Governments, civil society, and the private sector must leverage this historic moment to drive meaningful change for gender equality within countries and organizations.

To this end, Focus 2030 and Women Deliver co-led a public opinion survey to harness the power of citizens' opinions and experiences to inform and influence commitments and actions around the Generation Equality Forum. Public opinion surveys are powerful ways to showcase citizen demand, center the voices of people impacted directly by government decisions, and hold decision-makers accountable.

The survey covers 17 countries from six continents: Argentina, Australia, Canada, China, Colombia, France, Germany, Great Britain, India, Japan, Kenya, Mexico, New Zealand, South Africa, Switzerland, Tunisia, and the United States. These countries cover more than half of the world's population and are home to half of all girls and

women (aged 18 and over).² This study and its results — which are based on a representative sample of each country's population³ — is the first of its kind and size on public opinion and experiences relating to gender equality broadly. It is also the first of its kind to capture perceptions related to the six Generation Equality Action Coalitions, which are the thematic working areas at the center of the Generation Equality Forum. The Generation Equality Action Coalition themes are: gender-based violence, economic justice and rights, bodily autonomy and sexual and reproductive health and rights, feminist action for climate justice, technology and innovation for gender equality, and feminist movements and leadership. Furthermore, the study captures public opinion on policy, programmatic, and financial investments that governments, the private sector, and civil society should make to accelerate progress towards gender equality. In addition, the survey collects information on the gendered impact of the COVID-19 pandemic and how COVID-19 is impeding or advancing gender equality. The study is designed to equip governments, the private sector, civil society organizations, gender equality advocates, and the media with data on public attitudes and perceptions to prioritize action to advance gender equality and inform bigger and bolder commitments at the Generation Equality Forum.

The findings of the survey should be contextualized in the period in which the survey was fielded, July and August 2020, during which the COVID-19 pandemic exacerbated many health, economic, and social inequalities.

¹ Generation Equality Forum, "About," UN Women.

² [World Development Indicators](#), World Bank, 2019.

³ A total of 17,160 respondents (approximately 1,000 per country) representative of the adult population across the 17 countries covered by this study were surveyed online between 24 July and 7 August 2020. Notional margin of error: ± 3%. For more information on the methodology, see [Annex 1 page 110](#).

KEY FINDINGS FROM THE 17 SURVEYED COUNTRIES



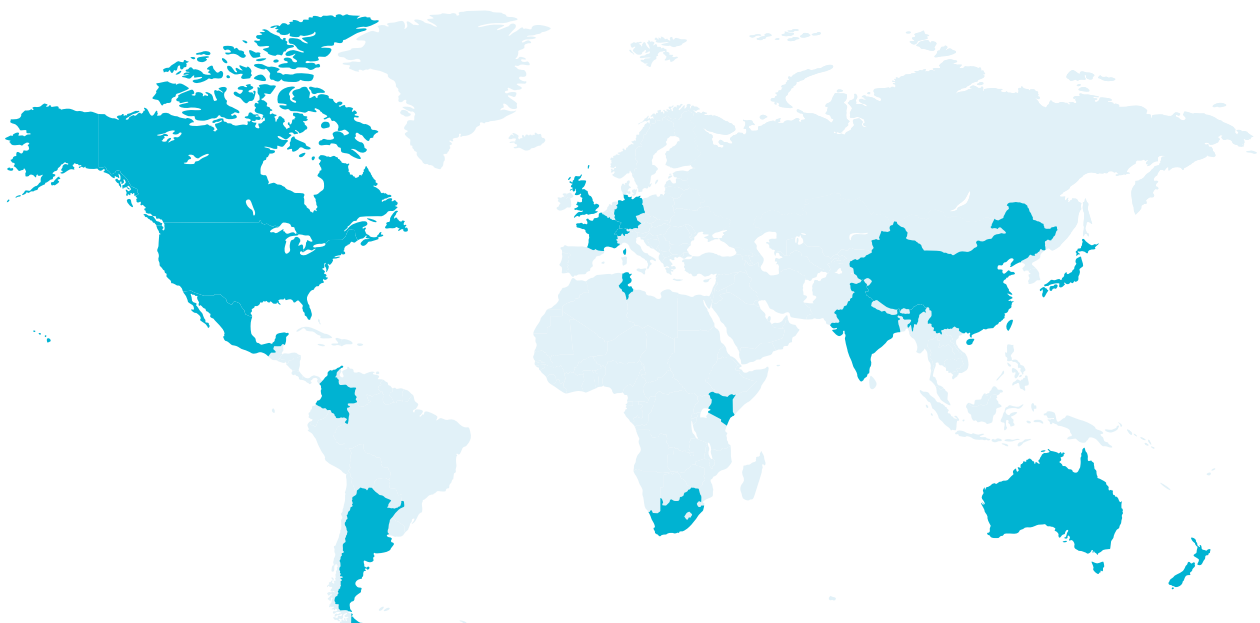
1. On average,⁴ across the 17 countries surveyed, 80% of individuals personally consider gender equality to be an important cause to work toward. This sentiment is most prominent in Kenya (96%), Mexico (93%), Colombia (92%), South Africa (91%), and India (90%).
2. Sixty percent of respondents, on average, across the 17 countries surveyed, feel that gender equality is essential to end poverty in all countries. The majority of respondents — on average, 61% across all 17 countries — hope that their governments will seize the opportunity of the Generation Equality Forum to increase their funding for gender equality.
3. People believe that governments have the primary responsibility to take action to achieve gender equality. This expectation is shared worldwide. Roughly two out of every three respondents across the 17 countries feel their government should invest more to promote gender equality. One in two individuals across all 17 countries surveyed feel that governments should reform laws to promote equality between women and men and end discrimination against women.
4. Gender equality is on the minds of voters in all 17 countries. On average, 41% of respondents are ready to vote in an election for a candidate supporting gender equality, and only 5% of respondents say that their government should not try to advance gender equality nationally.
5. Although women generally demonstrated stronger support for every gender issue presented in the survey, the majority of men are also supportive of gender equality. In fact, across genders, age, and socioeconomic groups, gender equality is overwhelmingly supported by respondents across all 17 countries surveyed.
6. On average, 60% of respondents believe that gender equality has progressed over the last quarter-century, since the Fourth World Conference on Women, Beijing 1995. This sentiment is shared by more men than women across the 17 countries surveyed, except for China.
7. The fight for gender equality is not over. On average, more than half of the women surveyed (57%) report having experienced some form of discrimination in their personal, professional, and public spheres.
8. The three main reasons why respondents believe gender inequality exists are: (i) unequal distribution of unpaid care, domestic work, and parental responsibilities between women and men; (ii) different employment opportunities between women and men; and (iii) the role of religion and culture.
9. The COVID-19 pandemic and the resulting health and economic impacts are the most pressing challenges facing the 17 countries surveyed. Respondents are aware of the gendered impact of COVID-19. Across 13 of the 17 countries, women report experiencing more emotional stress and mental health challenges compared to men during the pandemic.
10. On average across the 17 countries surveyed, 82% of respondents support involving women in all aspects of the global health response and recovery efforts for COVID-19, including in the development of policies and treatments.
11. On average across the 17 countries, respondents consider the following as the highest priority issues for government action related to the six Generation Equality Forum Action Coalitions:
 - a. **Gender-based violence:** increasing accountability for perpetrators of physical and sexual crimes against women, ending practices that are harmful for girls and women (for example, child marriage, and female genital mutilation), and funding programs to support women who have experienced violence.
 - b. **Economic justice and rights:** achieving equal pay for women and men and preventing sexual harassment in the workplace.

⁴ In this study, averages are calculated by adding up countries or categories averages, which are then divided by the number of countries or categories taken into consideration.

- c. Bodily autonomy and sexual and reproductive health and rights:** increasing access to sexual health services and increasing access to accurate health information.
 - d. Feminist action for climate justice:** promoting the training and hiring of women in jobs related to climate change and increasing the participation of girls and women in the development of solutions to address climate change.
 - e. Technology and innovation for gender equality:** providing equal opportunities for girls and women to study and work in Science, Technology, Engineering, and Mathematics (STEM) fields and increasing the safety of digital spaces for girls and women.
 - f. Feminist movements and leadership:** supporting women's political leadership and participation and achieving equal representation of women in politics.
- 12.** A resounding majority (81%) of citizens are ready to take action to advance gender equality (for example, vote in an election for a candidate who supports gender equality, or purchase or boycott products from companies based on their views on gender equality), thereby offering an unprecedented potential for collective mobilization on a global scale for the Generation Equality Forum.
- 13.** Young people, especially young women, have the highest expectations of their governments to advance gender equality. Three in four young women call on their governments to increase funding for equality in their country on the occasion of the Gender Equality Forum, compared to two in three respondents on average.

The survey findings show that the public is eager for sustained and strengthened political and financial investments to accelerate progress towards gender equality. Whether it is through reforming discriminatory laws, mass awareness campaigns, collecting data on girls and women, or conducting regular reviews on progress in the pursuit of gender equality, the public expects their governments to take urgent action and institute accountability measures to ensure commitments to gender equality are upheld. Respondents also recognize the importance of focusing efforts on those most marginalized, including girls and women with disabilities, ethnic and racial minorities, refugees and migrants, and lesbian, gay, bisexual, transgender, queer, intersex, and asexual (LGBTQIA+) people.

The findings of this study, which covers 17 countries representing 50% of the world population, signal a need for decision makers across the world to recognize citizens are paying attention, they are supportive, and they are demanding actions on the far-reaching impacts of gender equality that cut across the public and private spheres and affect the health, rights, and well-being of individuals, countries, and the world. The Generation Equality Forum provides an apt opportunity for a variety of stakeholders to make informed decisions, take collective action to deliver on the promise of gender equality, and deliver on the will of their citizens.



CALLS TO ACTION

To respond to the most pressing needs of girls and women and deliver concrete results toward gender equality, decision-makers must match words with action and listen to citizens' expectations analyzed in this study.

Going forward, governments, private companies, and international organizations should take the opportunity of the Generation Equality Forum to:

1. Make bigger and bolder commitments and take meaningful action to advance a gender-equal world.
2. Match gender equality commitments with financing and accountability mechanisms.
3. Develop comprehensive policies and programs that foster collaboration across thematic issue areas.
4. Identify and address entrenched gender norms that inhibit gender equality through advocacy and public communications campaigns.
5. Eliminate discriminatory laws and enact policies that respect and protect the health and rights of girls and women, in all their diversity, and drive gender equality.
6. Prioritize and invest in gender-disaggregated data collection and analysis to inform policies.
7. Ensure that the COVID-19 pandemic response and recovery plans have a gender lens and address overlapping inequalities, such as race and poverty, that are tied to the pandemic's health and socioeconomic impact.
8. Ensure that investments, policies, and programs meet the needs and equally benefit all girls and women, including young people and people from underrepresented groups.





INTRODUCTION



Girls' and women's rights are human rights, and advancing gender equality is fundamental to delivering health, freedom, and liberty to all people. But gender inequality exists in every country, and despite major steps to achieve parity, a continuation of regressive laws and discriminatory practices, as well as new and emerging global crises, threaten to unravel hard-won gains. At the current rate of progress, it would take another century to achieve equality — professional, political, and economic — between women and men worldwide.⁵ Yet, investing in girls and women has a ripple effect that yields multiple benefits not only for individual women but for families, communities, and countries.⁶

The Generation Equality Forum marks the 25th anniversary of the Beijing Declaration and Platform for Action, a forward-looking blueprint for advancing women's rights and gender equality. The Generation Equality Forum presents the opportunity to evaluate progress toward gender equality since the Fourth World Conference on Women, Beijing 1995 and to address gaps that remain. Gender equality advocates and leaders have high expectations for the Generation Equality Forum, as this presents a unique opportunity for heads of state and governments to adopt political, financial, and legal measures for the concrete advancement of women's rights and opportunities around the world. But to be different from past commitments to gender equality, the Forum's success lies in breaking the status quo and accelerating engagement of all people — governments, civil society, the private sector, philanthropic organizations, and citizens themselves.

In the lead-up to the Forum we ask: what do citizens want their governments to do about gender equality? Do people think gender equality is better off 25 years after the Fourth World Conference on Women? If so, is progress on gender equality recognized by both women and men? Are women and men equally committed and eager to live in a gender-equal world where they share the same social, economic, and political rights and opportunities?

Who within countries is most committed to achieving gender equality? Do these citizens represent a majority or a minority in their countries? Where do they see a need for increased action to accelerate gender equality?

PURPOSE OF THE STUDY

In order to answer these questions, Focus 2030 and Women Deliver conducted an online survey to gather data on public attitudes and perceptions of gender equality from a representative sample of the general population in 17 countries from six continents. The total population of the 17 countries surveyed represent half of the world's population.⁷

The survey gathered opinions on gender equality, framed around the Generation Equality Forum's six Action Coalitions, which identify priority themes and actions to achieve gender equality. In addition, the survey collected information on what financial investments citizens feel should be made to accelerate gender equality and allows us to study the gendered impacts of the COVID-19 pandemic. This report presents the full continuum of responses to the survey from respondents across all 17 countries.



⁵ World Economic Forum, *Global Gender Gap Report 2020* (Geneva: World Economic Forum, 2019).

⁶ Invest in Girls and Women: The Ripple Effect, Women Deliver, n.d.

⁷ *World Development Indicators*, World Bank, 2019.

THE SIX ACTION COALITIONS OF THE GENERATION EQUALITY FORUM

The Generation Equality Forum Action Coalitions are the mechanisms to establish global, innovative, multi-stakeholder partnerships to mobilize collective action from governments, civil society, international organizations, and the private sector for measurable impact on gender equality and girls' and women's human rights.⁸

The Action Coalitions bring together United Nations' (UN) member states, feminist and women's rights organizations, youth-led organizations, philanthropic entities, the private sector, and other international organizations. There are six coalitions, centered on the following thematic areas:

1. Gender-based violence,
2. Economic justice and rights,
3. Bodily autonomy and sexual and reproductive health and rights,
4. Feminist action for climate justice,
5. Technology and innovation for gender equality, and
6. Feminist movements and leadership.

Issues such as financing, transforming gender norms (including engaging boys and men), law and policy reform, education, gender-disaggregated data and accountability, addressing intersectional discrimination, and addressing structural inequalities are cross-cutting themes across all the Generation Equality Action Coalitions. The role of girls and women in fragile and conflict-affected settings, as well as the issues they face in these contexts, will also be addressed within specific Action Coalitions. Adolescent girls and young women are also a priority focus throughout all of the Action Coalitions.

This study is designed to broaden public participation in efforts to achieve gender equality and elevate the voices and perspectives of citizens — especially those who are too often excluded from decision-making processes. The findings will help key stakeholders in government, civil society organizations, the private sector, academia, and the media understand the priorities and perceptions of the public and use them to make informed decisions about how and why to invest more in gender equality. The better decision-makers and advocates understand public views on gender equality — and women's views in particular — the better they can collectively push for bigger and bolder actions and investments through the Generation Equality Forum that challenge the status quo.

Surveys are subject to a range of errors (for example, these can be susceptible to bias) but are generally considered to be valid representations of the views of participants. This phenomenon is no exception when it comes to questioning the causes of gender inequality and the means to address them. In addition, the survey was conducted in July and August of 2020, during the COVID-19 pandemic, which may have conditioned responses. However, there are enough preliminary statistics that reveal how girls and women are enduring the worst of the pandemic's impact. Therefore, taking the pulse of citizens' perceptions on gender issues seems more necessary than ever, given the context in which it takes place today. This approach aims to better understand the state of perceptions from the general public at a key moment when new policies and commitments are being designed to sustainably and rapidly improve the status of women throughout the world. By collecting public expectations on the themes that will be discussed within the Generation Equality Forum, this survey aims to help broaden civic engagement in the Forum itself.

⁸ Generation Equality Forum, "[Action Coalitions](#)," Accessed October 20, 2020.



THE CONTEXT OF THIS SURVEY: THE GENERATION EQUALITY FORUM TO ADVANCE GENDER EQUALITY



In 1995, at the Fourth World Conference on Women, 189 countries committed to the Beijing Declaration and Platform for Action, a forward-looking blueprint for advancing women's rights. In the Beijing Declaration and Platform for Action, UN member states pledged to include 12 critical areas for gender equality in their national policies. Despite notable progress over the past 25 years, no country has fully met their commitments or achieved gender equality.⁹

2020 marked a milestone year for global commitments to gender equality. Not only is it the 25th anniversary of the Fourth World Conference on Women in Beijing, it was also the 20th anniversary of the UN Security Council Resolution 1325 on Women, Peace, and Security, which reaffirms the important role women play in peacekeeping efforts and marks the final decade to achieve the Sustainable Development Goals (SDGs) by 2030. In addition, UN Women and the Governments of France and Mexico launched the Generation Equality Forum, which is envisioned to be the largest global mobilization on gender equality since the 1995 Beijing International Conference on Women. Postponed due to the COVID-19 pandemic, the Forum will be held in 2021, with a kickoff event in Mexico City, Mexico in March, and culminating with a high-level event in Paris, France in June 2021.

GENDER EQUALITY OVER THE PAST 25 YEARS

While the world has made significant gains in increasing life expectancy and reducing poverty, when we apply a gender lens to the world's programs, policies, and budgets, we see there is still much work to be done.

Research shows that more than half of the world's girls and women — as many as 2.1 billion — live in countries that will not reach key gender equality targets by 2030.¹⁰

In 2020, girls and women still face many challenges around the world:

- One in five young women is married before the age of 18;¹¹
- Almost one out of five women have suffered

physical or sexual violence at the hands of a partner in the previous 12 months;¹²

- Girls and women living with disabilities are up to 10 times more likely to experience sexual violence than those without disabilities;¹³
- Girls and women in rural areas remain less likely than their urban counterparts to have access to skilled health personnel when they give birth, with an urban-rural gap of about 20 percentage points;¹⁴
- At least 200 million girls and women in 31 countries have undergone female genital mutilation/cutting;¹⁵
- Women continue to spend two to 10 times more time on unpaid domestic and care work than their male counterparts;¹⁶
- Globally, only 36% of senior managers in private companies and senior public officials are women;¹⁷
- Only 18% of global private companies are run by a woman;¹⁸
- Less than a quarter of parliamentarians are women;¹⁹
- On average, women have only three-fourths of the legal rights of men related to economic freedom and opportunities;²⁰
- Globally, around 267 million young people aged 15 to 24 are not in employment, education, or training, with 181 million of them (two thirds) being young women.²¹

At the current rate, at least 67 countries will not achieve any of five key gender equality targets of the 2030 Agenda for Sustainable Development in the next 10 years.²²

Emerging threats like the COVID-19 pandemic and worsening impacts of climate change exacerbate inequalities and threaten to stall — or even roll back — progress for girls and women.²³ Preliminary forecasts by the Institute for Health Metrics and Evaluation estimate that in the few months of the COVID-19 pandemic, extreme poverty has increased by 7%, putting an end to a 20-year streak of progress,²⁴ with women more likely to be newly impoverished.²⁵

More than ever, progress for all requires that we put all girls and women at the center of development

⁹ World Economic Forum, *Global Gender Gap Report 2020* (Geneva: World Economic Forum, 2019).

¹⁰ Equal Measures 2030, *Bending the Curve Towards Gender Equality by 2030* (Survey: Equal Measures, 2020).

¹¹ UNICEF, "Child marriage around the world," last modified March 11, 2020.

¹² UN Women, *Gender Equality: Women's Rights in Review 25 Years after Beijing* (New York: UN Women, 2020).

¹³ UNFPA, *Women and Young Persons with Disabilities: Guidelines for Providing Rights-Based and Gender-Responsive Services to Address Gender-Based Violence and Sexual and Reproductive Health and Rights* (New York: UNFPA, 2018).

¹⁴ UNICEF, "Delivery care" last modified October 2020.

¹⁵ UN Women and the United Nations Department of Economic and Social Affairs, *Progress on the Sustainable Development Goals: The Gender Snapshot 2020* (New York: UN, 2020).

¹⁶ OECD, SIGI 2019 *Global Report: Transforming Challenges into Opportunities* (Paris: OECD Publishing, 2019).

¹⁷ World Economic Forum, *Global Gender Gap Report 2020* (Geneva: World Economic Forum, 2019).

¹⁸ Ibid.

¹⁹ Inter-Parliamentary Union and UN Women, "Women in Politics: 2020."

²⁰ Based on the Women, Business and the Law 2020 review of 190 economies. The index covers issues in the following areas: mobility, workplace, pay, marriage, parenthood, entrepreneurship, assets, and pensions. World Bank, *Women, Business and the Law 2020* (Washington, DC: World Bank, 2020).

²¹ International Labour Organization "Global Employment Trends for Youth 2020. Youth exclusion from jobs and training on the rise," 2020.

²² Equal Measures 2030, *Bending the Curve Towards Gender Equality by 2030* (Survey: Equal Measures, 2020).

²³ UN Women, *From Insights to Action: Gender Equality in the Wake of COVID-19* (New York: UN Women 2020).

²⁴ Bill and Melinda Gates Foundation, *Goalkeepers report*, September 15 2020.

²⁵ Bill and Melinda Gates Foundation, *COVID-19 A Global Perspective. 2020 Goalkeepers Report*, 2020.

efforts. Positive change is possible because, over the last 25 years, the world has seen:

- Gender parity achieved in pre-primary, primary, lower secondary, and upper secondary education on average at the global level;²⁶
- Maternal mortality fall by 38% between 2000 and 2017;²⁷
- More than 100 countries prohibit gender-based discrimination in their constitutions.²⁸

THE 17 COUNTRIES SURVEYED IN THIS STUDY

Seventeen countries were selected for this study: Argentina, Australia, Canada, China, Colombia, France, Germany, Great Britain, India, Japan, Kenya, Mexico, New Zealand, South Africa, Switzerland, Tunisia, and the United States of America. Together, these countries:

- Represent six continents;
- Account for 50% of the world population, including 53% of girls and women (aged 18 and over);²⁹
- Make up 59% of the world's GDP.³⁰ Nine are high-income countries, five are upper-middle income countries, and three are lower-middle income countries;³¹
- Include six of the seven G7 countries and 12 of the 20 G20 countries;
- Account for USD \$29 billion of the total USD \$44 billion, or 65%, of the Organization for Economic Co-operation and Development's Development Assistance Committee (OECD-DAC) members' bilateral allocable aid to gender equality and women's empowerment in 2018;³²
- And finally, nine of the 17 countries are designated "leaders" of a Generation Equality Forum Action Coalition. As of August 2020, the following countries are serving as United Nations member state leaders for Action Coalitions: Argentina (bodily autonomy and SRHR), Canada (feminist movements and leadership), France (bodily autonomy and SRHR), Germany (economic justice and rights), Great Britain (gender-based violence), Kenya (gender-based violence), Mexico (economic justice and rights), South Africa (economic justice and rights), and Tunisia (technology and innovation for gender equality).³³

See Annex 2 for more details about the survey countries.

SURVEY METHODOLOGY AND LIMITATIONS

Focus 2030, Women Deliver, and the Development Engagement Lab designed 23 survey questions based on the current literature and priorities of the global gender equality agenda. With the support of Deltapoll, a United Kingdom-based public opinion consultancy, surveys were carried out online and in primary local languages in all 17 countries. Roughly 1,000 survey respondents were sampled in each country. The data were weighted by age, gender, region, and vote in the last national elections (where applicable, excluding China). Demographic data collected through self-identification includes gender, age, education, income level, race or ethnicity (as appropriate for the country context), and migrant status. Responses were obtained online between 24 July and 7 August 2020 in all 17 countries.

As this survey was carried out during the COVID-19 pandemic, online survey collection was the safest way to gather data. As a result, this study could not cover countries and populations with limited to no reliable internet access, and this includes people in humanitarian settings. In addition, despite collecting demographic data with the aim to shed light on the perceptions and experiences of respondents in more specific intersectional identity groups, some sub-samples were too small to carry out statistically sound analysis. These included populations impacted by humanitarian crises, migrant populations, ethnic minorities, and respondents with non-binary gender identities. Results are presented when samples are large enough. See Annex 1 for details on methodology and limitations.



²⁶ UNESCO, *Global Education Monitoring Report, 2020: Inclusion and Education: All Means All* (Paris: UNESCO, 2020).

²⁷ UN Women, *Gender Equality: Women's Rights in Review 25 Years after Beijing* (New York: UN Women, 2020).

²⁸ OECD, *SI-GI 2019 Global Report: Transforming Challenges into Opportunities* (Paris: OECD Publishing, 2019).

²⁹ World Bank, "World Development Indicators," 2019.

³⁰ Ibid.

³¹ Countries' income classification follows the World Bank's country classification by income levels: low-income economies are defined as those with a GNI per capita of \$1,035 or less in 2019; lower middle-income economies are those with a GNI per capita between \$1,036 and \$4,045; upper middle-income economies are those with a GNI per capita between \$4,046 and \$12,535; high-income economies are those with a GNI per capita of \$12,536 or more.

³² OECD, "Aid projects targeting gender equality and women's empowerment (CRS)."

³³ The selection of the focus countries was finalized before UN Women's formal announcement of the Action Coalition leaders. Hence, the study did not cover all the Action Coalition leads, including for feminist action for climate justice.



HOW DO RESPONDENTS SEE GENDER EQUALITY EVOLVING?



In recent years, renewed feminist movements across continents have led to governments taking greater steps toward gender equality. The power of feminist movements around the world bears witness to this, mobilizing millions of individuals both on social networks and in the streets through innovative modes of action, challenging the status quo. Their force and visibility has undoubtedly contributed to putting gender equality issues on the political agenda at an unprecedented level in recent history. Under the Canadian^{34,35} and then French^{36,37} presidencies, the recent G7 summits

devoted entire sections of their agendas to gender equality, and a growing number of countries have adopted feminist foreign policy frameworks. These trends indicate that gender equality is becoming an increasingly important political issue for some countries.

Amid a backdrop of unprecedented global health and economic crises due to the COVID-19 pandemic, this study surveys a representative group of people to understand their hopes and perceptions of gender equality.

SOME ELEMENTS OF CONTEXT: ISSUES THAT RESPONDENTS ARE THE MOST PREOCCUPIED WITH

In the first question, respondents were asked to select what they think are the **three** most important issues currently faced by their respective countries from 10 presented options (see Annex 3 for full list).

THINKING ABOUT THE LIST OF ISSUES BELOW, WHICH DO YOU PERSONALLY BELIEVE ARE THE MOST IMPORTANT ISSUES FACING YOUR COUNTRY AT THE PRESENT TIME?

THE ECONOMY (Average of 17 countries 53%)



GLOBAL DISEASES AND PANDEMICS (50%)



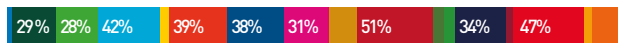
CORRUPTION (31%)



HEALTH (31%)



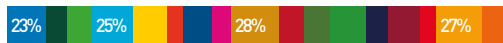
CLIMATE CHANGE AND THE ENVIRONMENT (24%)



CRIME (22%)



EDUCATION (17%)



RACISM AND OTHER FORMS OF DISCRIMINATION AGAINST MINORITIES (13%)



MIGRATION, ASYLUM SEEKERS, REFUGEES (11%)



INEQUALITY BETWEEN WOMEN AND MEN (8%)



WAR, CONFLICT, TERRORISM (7%)



NONE OF THESE (2%)



DON'T KNOW (1%)



³⁴ Prime Minister of Canada, "Statement by the Prime Minister on gender equality as top priority of Canada's G7 Presidency," April 26, 2018.

³⁵ Government of Canada, *Make Gender Inequality History: Recommendations from the Gender Equality Advisory Council for Canada's G7 Presidency* (2018).

³⁶ Government of France, "Gender equality, a G7 priority," February 1, 2019.

³⁷ G7, France, "Publication of the report of the G7 Gender Equality Advisory Council," *Government of France*, August 20, 2019.

- 53% of respondents across 17 countries state that “the economy” is the greatest challenge faced by their countries. This ranges from 75% in Argentina to 36% in China.
- “Global diseases and pandemics” is selected by 50% on average out of the 17 countries, ranging from 69% in Japan to 16% in Tunisia.
- “Health” is prioritized by 31% on average out of the 17 countries, ranging from 44% in Australia to 18% in Japan.
- “Corruption” is considered a priority concern by 31% on average out of the 17 countries, ranging from 76% in Kenya to 6% in Germany.
- “Climate change and the environment” is chosen by 24% on average out of the 17 countries. It is of concern for a majority in

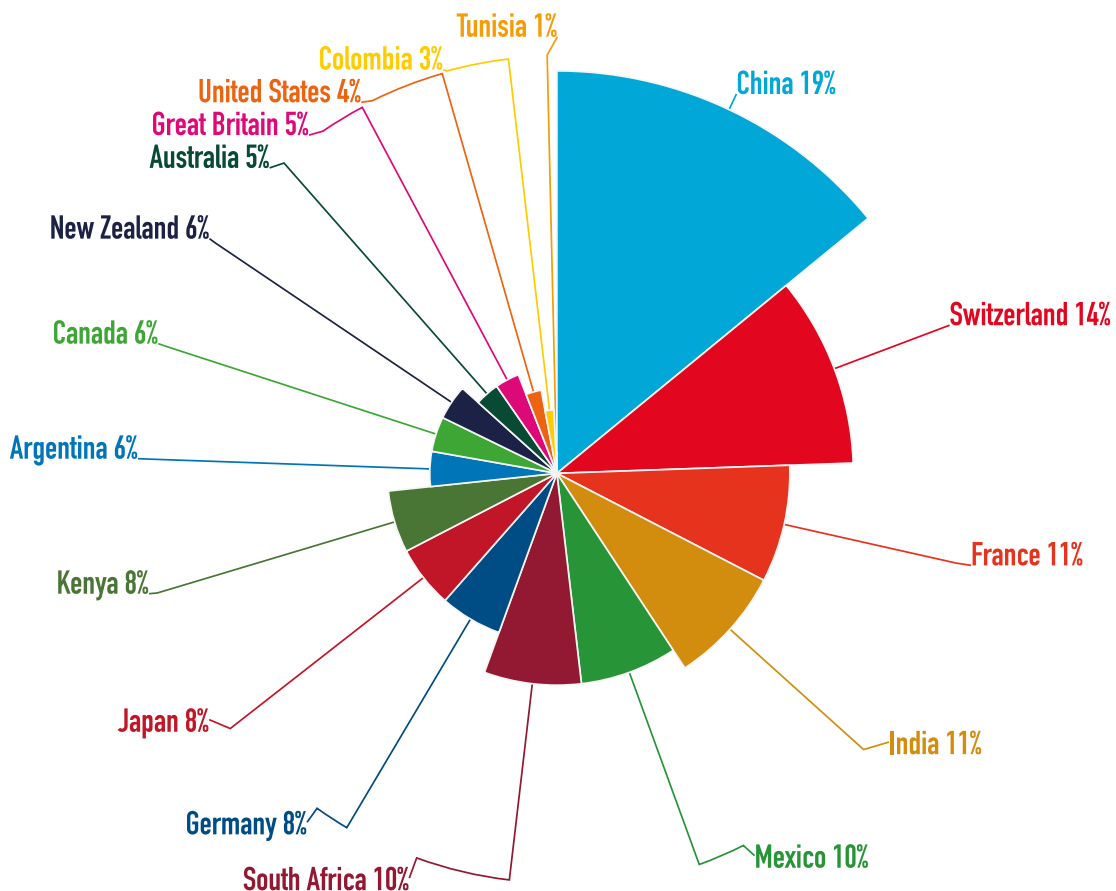
- Japan (51%) and chosen by as few as 4% in Argentina.
- “Crime” is chosen by 22% on average out of the 17 countries, ranging from 58% in Mexico to 8% in China.
- “Inequality between women and men” is selected by 8% on average out of the 17 countries. It appears important in China (19%), Switzerland (14%), India and France (11% each), and Mexico (10%), while a low priority in Tunisia (1%).³⁸
- “War, conflict, and terrorism” is selected by 7% on average out of the 17 countries. This ranges from 20% in Colombia to 1% in Argentina and South Africa.³⁹

Women and men might not share the same opinions and perspectives: There are no differences between female and male respondents ranking gender equality as an issue of concern in 13 out of the 17 countries. Female respondents’ views appear similar to those of male respondents.

More women than men select “inequality between women and men” as an important issue facing their country in Switzerland (19% of female and 10% of male respondents), Mexico (14% female and 6% male), Japan (12% female and 4% male), and Kenya (12% female and 4% male).



INEQUALITY BETWEEN WOMEN AND MEN IS ONE OF THE TOP 3 MOST IMPORTANT ISSUES FACING MY COUNTRY AT THE PRESENT TIME



³⁸ The survey defines gender equality as ‘access to equal rights and opportunities between women and men.’
³⁹ “None of these” and “Don’t know” received two percent and one percent of support respectively.

GENDER EQUALITY: A CROSS-CUTTING ISSUE



In each surveyed country, except in Mexico, respondents say “the economy” and “global diseases and pandemics” are the most important issues facing their country. These findings are expected given the ongoing COVID-19 pandemic and the subsequent economic impacts. However, the saliency of these topics does not mean other issues, such as gender inequality, are any less pressing. In fact, underlying social inequalities, such as gender inequalities and racial inequalities, are intrinsically linked to and exacerbated during times of crises.

While gender equality as a standalone issue was not selected as a “top three” priority across all 17 countries, pandemics, economic crises, climate change, and conflict — among other priorities — all have disproportionate long-term health and social impacts on girls and women.⁴⁰ Additionally, gender inequality has been shown to make communities less resilient to pandemics, economic depressions, climate change, and other crises.⁴¹ After all, gender equality impacts all issues as it is

cross-cutting and inherent within the top-ranked answers for each country. Additionally, respondents’ answers may also point to the subtle nature of gender inequality and its embeddedness in cultural and social norms. Therefore, it is imperative to recognize how social inequalities lie at the intersection of the world’s most pressing challenges in order to find solutions that adequately address the needs of populations without leaving anyone behind. Evidence shows that gender equality would exponentially increase economic growth, as well as provide social and political benefits.⁴²

To drive gender equality and to reap its social and economic benefits, the holistic nature of gender equality must be addressed — girls’ and women’s access to healthcare and education, their bodily autonomy and safety, their ability to get a job and be financially independent, and their agency. This point becomes all the more urgent in the next section where we see that four out of five respondents declare gender equality is important to them personally.

⁴⁰ United Nations, *Policy Brief: The Impact of COVID-19 on Women*, 2020.

⁴¹ Isalm, S. & Winkler, J. *Climate Change and Social Inequality*, 2017, UN Department of Economic & Social Affairs.

⁴² McKinsey Global Institute, *The Power of Parity: How Advancing Women’s Equality can Add \$12 Trillion to Global Growth* [McKinsey & Company, 2015].

GENDER EQUALITY: AN IMPORTANT ISSUE TO RESPONDENTS PERSONALLY

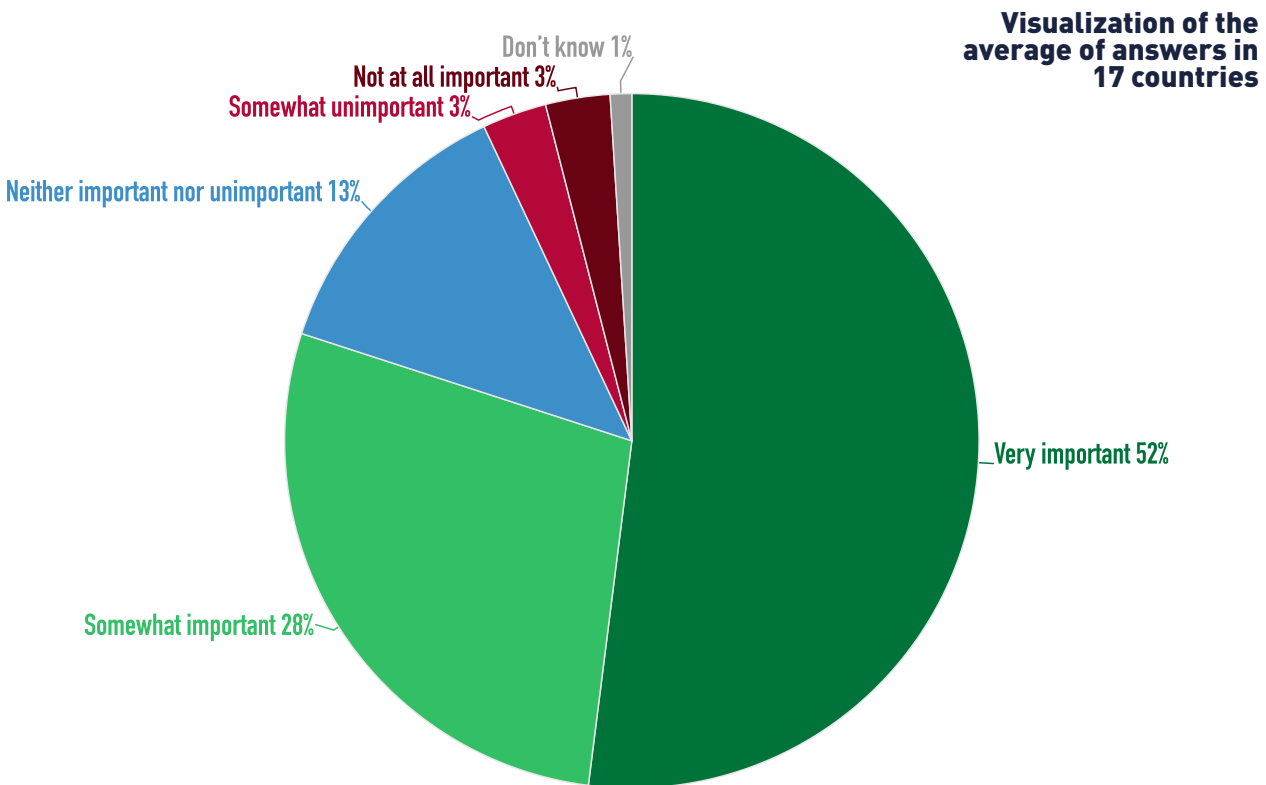
Achieving gender equality is strongly supported by the public. On average across the 17 countries surveyed, 80% of respondents declare that gender equality is “important” to them personally (52% selected “very important,” on average, and 28% selected “somewhat important,” on average).

Colombia (92%), South Africa (91%), and India (90%). All five of these countries are middle-income countries. On the other hand, this interest, although shared by most, is relatively less pronounced in high-income countries such as Germany (72%), Great Britain, and Australia (70% each), and the United States (64%).

Kenya’s respondents show the highest selection of “important” (96%), followed by Mexico (93%),



HOW IMPORTANT, IF AT ALL, IS GENDER EQUALITY TO YOU PERSONALLY?



A CONCERN SHARED BY ALL, ESPECIALLY WOMEN

On average across the 17 countries surveyed, more women (84%) than men (76%) declare that gender equality is “important” (either “very important” or “somewhat important”) to them, personally. This difference is the largest between female (88%) and male (66%)

respondents in Tunisia (22 percentage points), Australia (14 percentage points), Canada (13 percentage points), Germany and New Zealand (12 percentage points), China and Great Britain (11 percentage points), and Switzerland (10 percentage points).

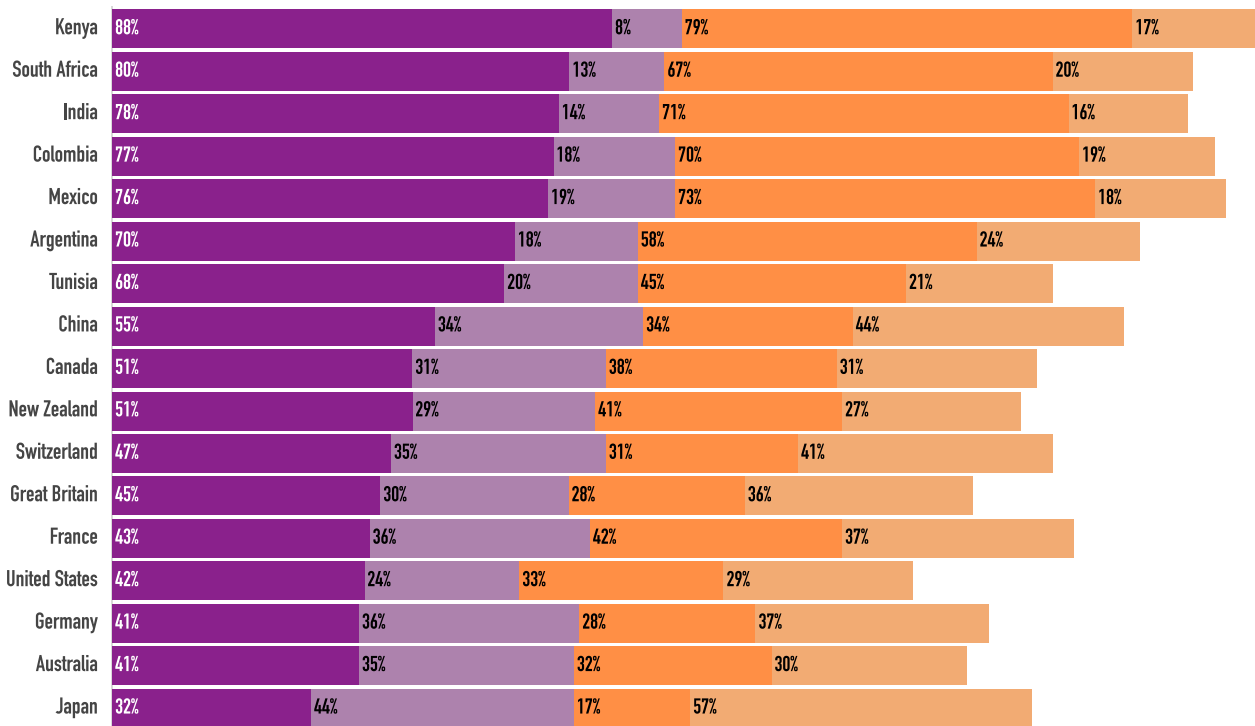
In seven of the surveyed countries (Argentina, Colombia, India, Japan, Mexico, South Africa, United States), the differences between female

and male responses become minor. In France and Kenya, there is no statistically significant difference among male and female respondents.



HOW IMPORTANT, IF AT ALL, IS GENDER EQUALITY TO YOU PERSONALLY?

Visualization of the answers very or somewhat important according to gender



Very important (female respondents)
 Somewhat important (female respondents)
 Very important (male respondents)
 Somewhat important (male respondents)

YOUNG PEOPLE ARE AT THE FOREFRONT OF THE FIGHT FOR GENDER EQUALITY



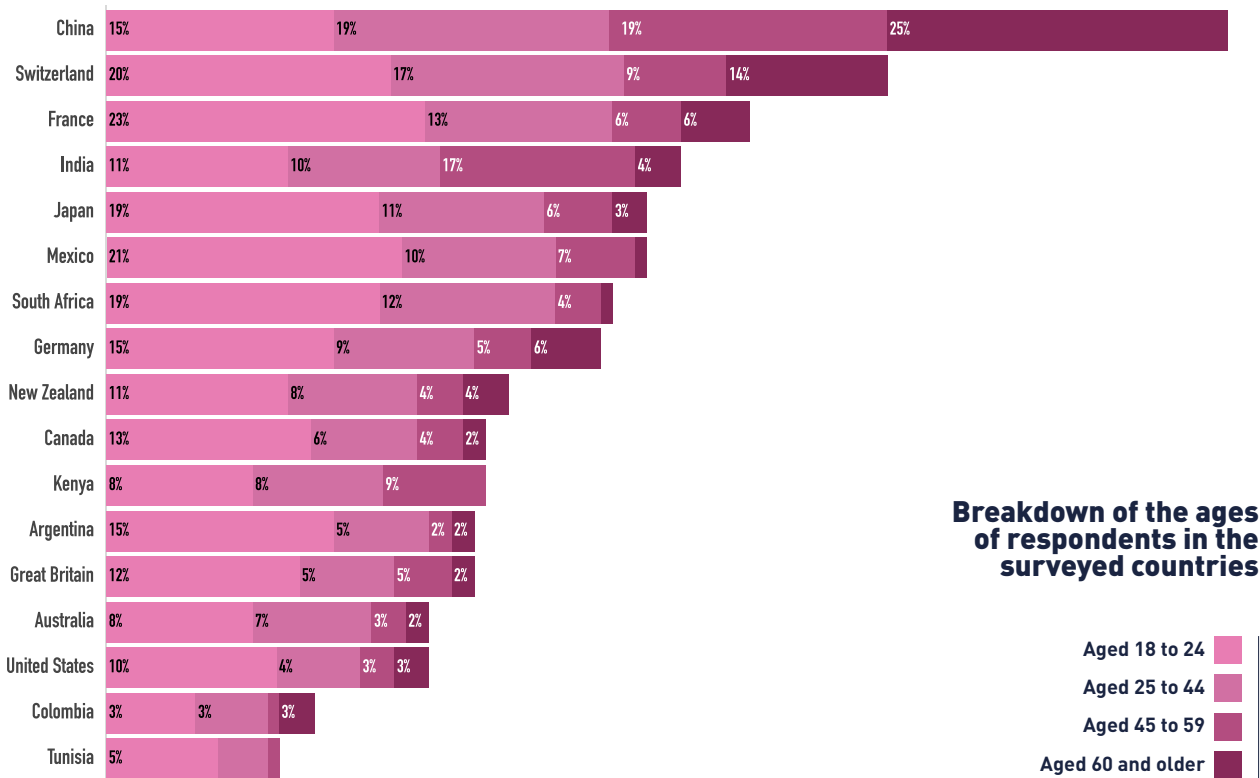
KEY FINDING: Among both women and men, the younger the respondent, the more likely they are to select “inequality between women and men” as an important issue their countries are facing at the current time.

Across all 17 countries, except for China, respondents aged 18 to 24 are more likely than those aged 25 and older to consider gender inequality to be a major issue facing their country today. On average, 13% of respondents aged 18 to 24 personally believe gender inequality to be one of the major issues in their country, compared to their elders (9% of those aged 25 to 44, 6% of those aged 45 to 59, and 5% of those aged 60 and older). We observe higher levels of concern among younger respondents, both men

and women. Young women aged 18 to 24 are the most likely to select this option (16% on average), compared with men of the same age (10%) or women aged 25 and older (8%). However, as previously stated, this breakdown of the ranking by age does not necessarily mean that older respondents are disinterested in the subject; rather, that gender equality faces competing priorities with other major intersecting issues like health, the economy, and the environment.



GENDER INEQUALITY IS THE MOST IMPORTANT ISSUE FACING WITH COUNTRY AT THE PRESENT TIME



Breakdown of the ages of respondents in the surveyed countries

- Aged 18 to 24
- Aged 25 to 44
- Aged 45 to 59
- Aged 60 and older

On average, in the 17 countries surveyed, respondents' interest in gender equality decreases with age: the younger the respondent, the more concerned they personally feel about this cause.

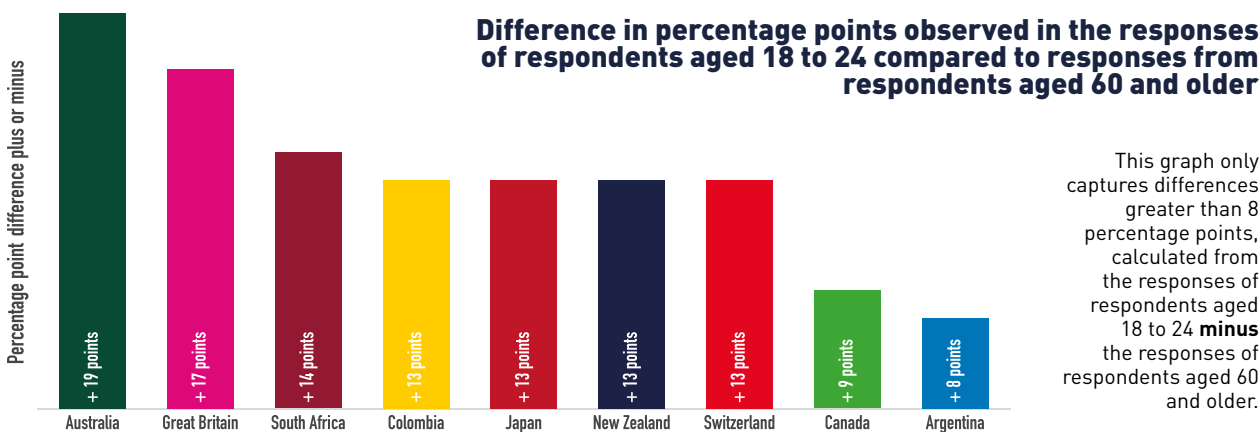
This trend can be seen in both genders' responses: 89% of female respondents and 82% of male respondents aged 18 to 24 state that gender equality is important to them, personally. This trend remains consistent across all age groups,

with older respondents slightly less likely to say it is "important" (77% of women and 73% of men aged 60 and older).⁴³

The difference in declared interest in gender equality between age groups is particularly noticeable in Australia, Colombia, Great Britain, New Zealand, South Africa, and Switzerland — six countries in which interest consistently decreases with age for women and men.



HOW IMPORTANT, IF AT ALL, IS GENDER EQUALITY TO YOU PERSONALLY?



Difference in percentage points observed in the responses of respondents aged 18 to 24 compared to responses from respondents aged 60 and older

This graph only captures differences greater than 8 percentage points, calculated from the responses of respondents aged 18 to 24 **minus** the responses of respondents aged 60 and older.

⁴³Women aged 25 to 44: 86%; Women aged 45 to 59: 83%; Men aged 25 to 44: 79%; Men aged 45 to 59: 73%.

GENDER EQUALITY IS A SHARED CONCERN ACROSS THE POLITICAL SPECTRUM



KEY FINDING: The survey shows that gender equality is a shared political and societal value in 2020. Across the 17 countries surveyed, no matter the partisan orientations of citizens, an absolute majority of left-leaning and right-leaning voters consider gender equality to be an important issue.

On average, gender equality is seen as an important issue both by respondents who self-identify as politically “left-leaning” and “right-leaning” (average support of 89% and 76%, respectively). Furthermore, gender equality is correlated to political orientation in all of the surveyed countries, where respondents who self-identify as “left-leaning” consider the question of

gender equality to be more “important” (either “very important” or “somewhat important”) than those who identify as “right-leaning.”⁴⁴ This difference is particularly pronounced in the United States (27 percentage points), Germany and Canada (22 percentage points), and Switzerland (21 percentage points).



⁴⁴ Excluding China as analysis of political orientation was not applicable (see methodology), and in Kenya where the difference between left and right leaning respondents was of one percent, with higher support amongst right-leaning respondents.

PERCEPTION OF THE EVOLUTION OF GENDER EQUALITY OVER THE LAST 25 YEARS



Key finding: On average, six out of every 10 respondents believe that gender equality has progressed over the past 25 years.

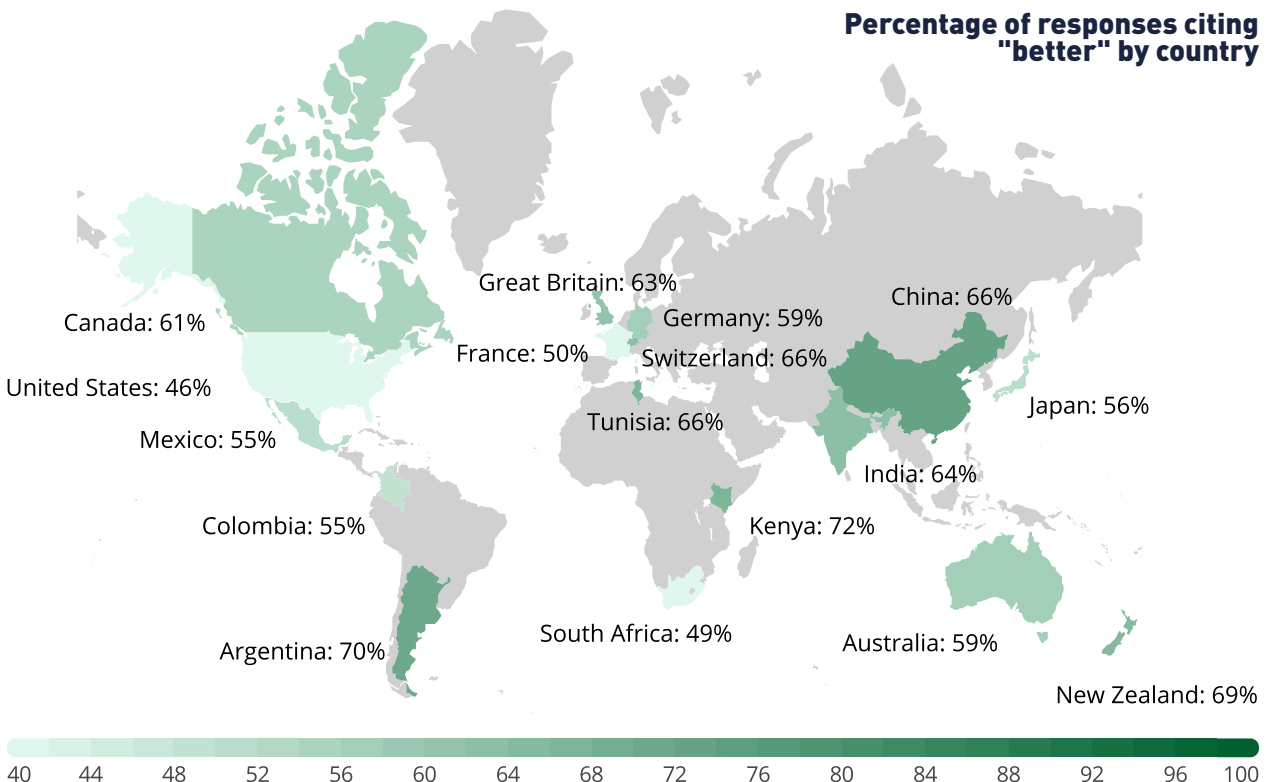
Respondents were asked how they perceive the evolution of gender equality in their countries since the Fourth World Conference on Women in Beijing, 25 years ago.

In the 17 countries surveyed, a majority (60%) of respondents feel that there has been progress

towards gender equality since 1995. In most of the countries, more than half of citizens think that the current status of gender equality is “better” than it was 25 years ago. In South Africa and the United States, however, this sentiment is shared by less than half of the respondents (46%).



IN YOUR VIEW, COMPARED TO 25 YEARS AGO, IS GENDER EQUALITY (IN OTHER WORDS, EQUAL RIGHTS AND OPPORTUNITIES BETWEEN WOMEN AND MEN) BETTER, WORSE, OR MORE OR LESS THE SAME IN YOUR COUNTRY?



This survey finding echoes the significant progress — including legislation, access to political positions, access to education, and lower maternal mortality rates — achieved since the World Conference on

Women in Beijing in 1995,⁴⁵ despite the persistence of large gender inequalities around the world. However, respondents’ views of progress vary across countries. In six countries, at least two-thirds of the population

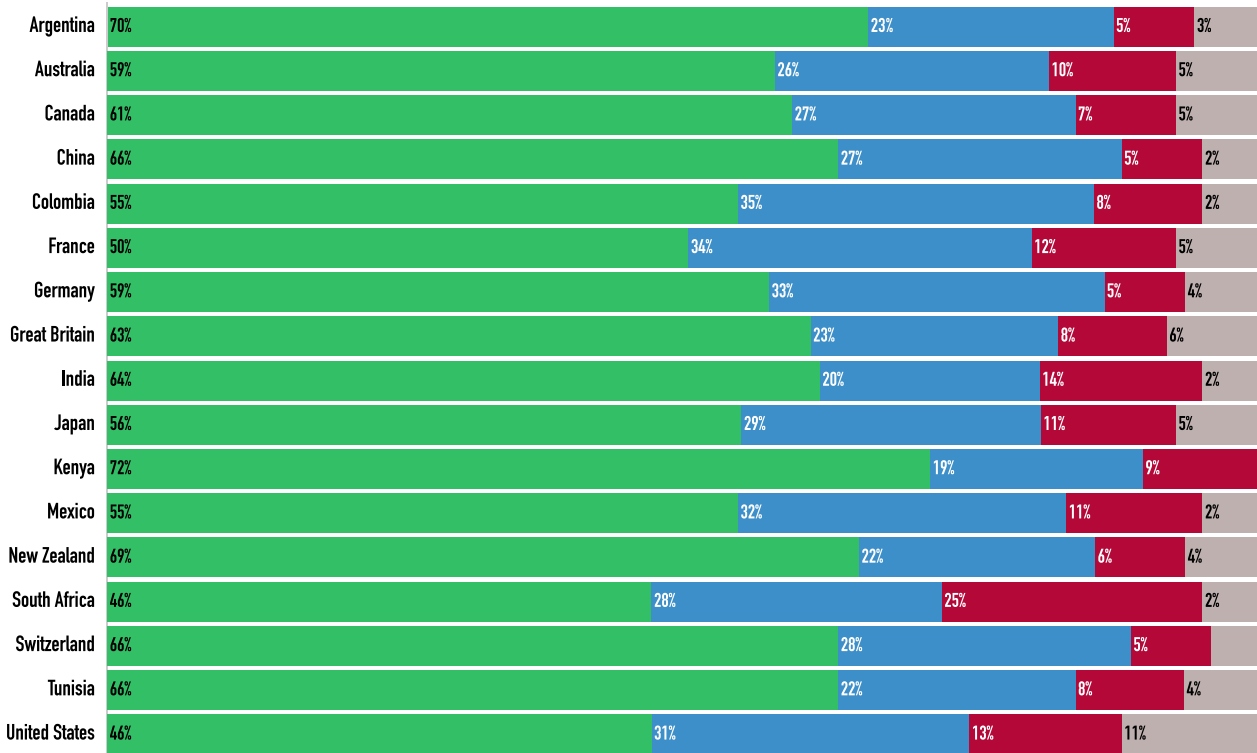
⁴⁵ UN Women, *Gender Equality: Women’s Rights in Review 25 Years after Beijing* (New York: UN Women, 2020).

believes that the status of gender equality has improved: Kenya (72%), Argentina (70%), New Zealand (69%), China, Tunisia, and Switzerland (66%, respectively). South Africa has the highest proportion of respondents

(25%) who feel that the situation has regressed over the past 25 years. The proportion of respondents who feel the situation has stayed “more or less the same” ranges from 19% in Kenya to 35% in Colombia.



IN YOUR VIEW, COMPARED TO 25 YEARS AGO, IS GENDER EQUALITY (IN OTHER WORDS, EQUAL RIGHTS AND OPPORTUNITIES BETWEEN WOMEN AND MEN) BETTER, WORSE, OR MORE OR LESS THE SAME IN YOUR COUNTRY?



■ better
 ■ More or less the same
 ■ Worse
 ■ Don't know

In some countries, race and ethnicity play a large role in perceptions. For instance, in the United States, white respondents are more likely to consider that gender equality is “better” in their country (52%), compared to respondents who self-identify as Black or African Americans (20%), and in particular compared to female respondents who self-identify

as Black (16%). While in South Africa, the difference is lower: 51% of respondents who self-identify as white versus 43% of respondents who self-identify as Black. This difference is driven by female respondents, with white female respondents more likely to consider there has been progress (46%) than female respondents who self-identify as Black (31%).

MORE MEN THAN WOMEN BELIEVE GENDER EQUALITY HAS IMPROVED OVER THE LAST 25 YEARS

In 14 of the 17 countries surveyed, more male than female respondents believe gender equality in their country is “better” than it was 25 years ago. This gap in perceptions between male and female responses is particularly large in France (20 percentage points), the United States (19 percentage points), and South Africa (18 percentage points). China is the only exception,⁴⁶ with 72% of female respondents who believe that

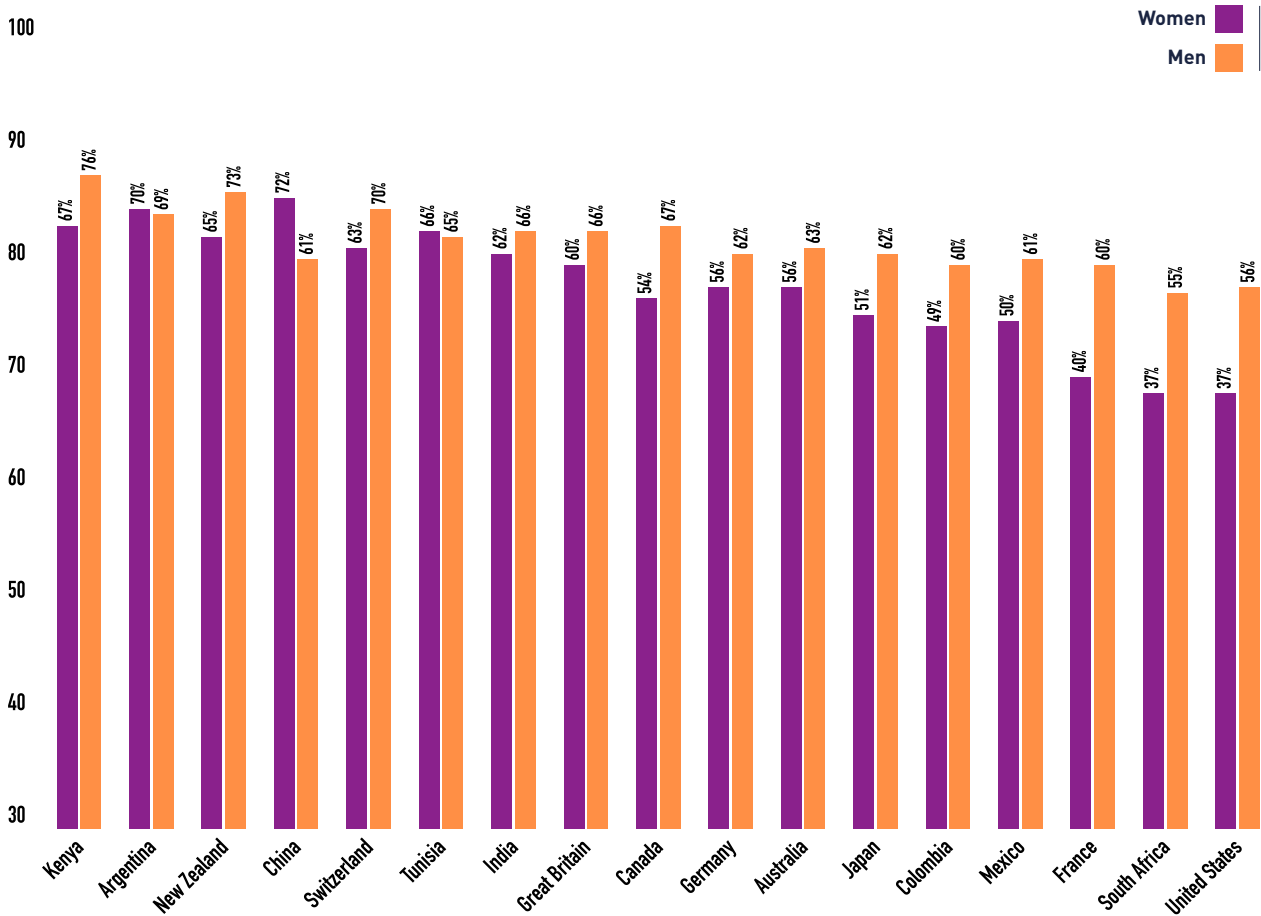
gender equality has progressed, compared to 61% of male respondents. In the United States, a majority of Black male and female respondents mostly believe gender equality is “worse” today than it was 25 years ago, while a majority of white male and female respondents believe it is “better.” In South Africa, Black female respondents mainly believe it is worse today, while white female and all male respondents believe it is “better.”

⁴⁶ If we consider the statistically significant gaps in each of the countries studied, Argentina and Tunisia have a one percentage point difference between male and female respondents.



IN YOUR VIEW, COMPARED TO 25 YEARS AGO, IS GENDER EQUALITY (IN OTHER WORDS, EQUAL RIGHTS AND OPPORTUNITIES BETWEEN WOMEN AND MEN) BETTER, WORSE, OR MORE OR LESS THE SAME IN YOUR COUNTRY?

Percentage of respondents who selected "better"



WHAT DO PEOPLE BORN AFTER THE BEIJING CONFERENCE THINK ABOUT THE PROGRESS OF GENDER EQUALITY IN THEIR COUNTRY?

Overall, no clear differences emerge with regard to age and perceived progress toward gender equality. But when looking at the youngest and oldest age groups, in five out of 17 countries, there are significantly fewer respondents between the ages of 18 and 24 (born between 1996 and 2002) who believe that gender equality has improved in the last 25 years than their elders, respondents aged 60 and older. This is particularly the case in the United States (45 percentage points),⁴⁷ Argentina (13 percentage points), France (12 percentage points), and Canada (11 percentage points).

On the contrary, in four countries out of 17, younger respondents have a more optimistic perception than the older generations. More optimism is observed in young respondents from China (16 percentage

points), Switzerland (15 percentage points), Tunisia (13 percentage points), and Japan (8 percentage points).⁴⁸

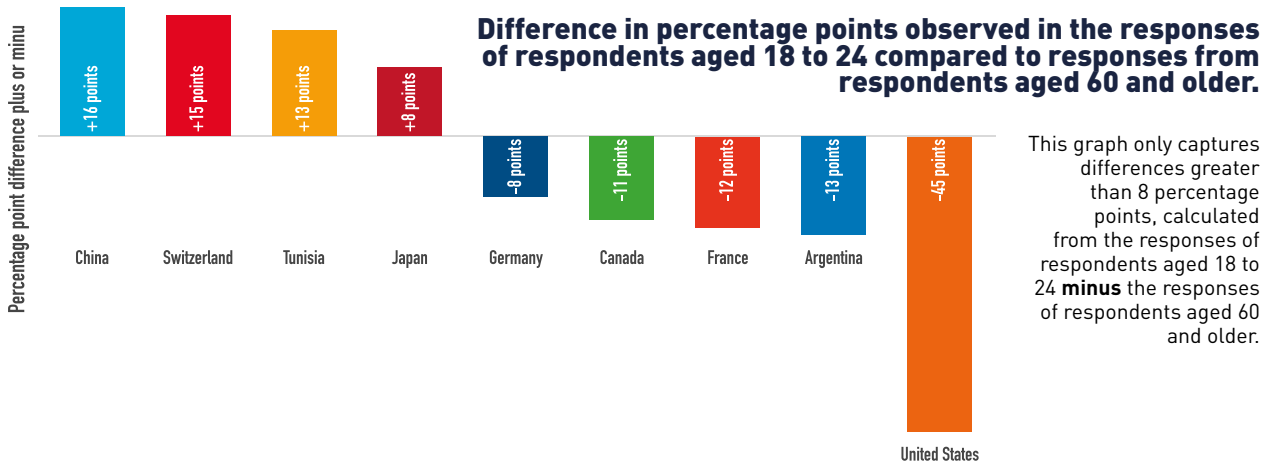
These differences between countries, while significant, remain difficult to interpret and require a more in-depth analysis. However, a possible hypothesis is that the perceptions of young respondents depend on the current context of women's rights in their countries as a result of laws previous generations did not benefit from. It also could be due to very visible movements like *#MeToo* and *NiUnaMenos*, legislative losses such as the national abortion bill not passing in Argentina in 2018, or recent public attention and media coverage on atrocities such as femicide in France or the murders of Indigenous women in Canada.

⁴⁷ We must use caution in interpreting the 45 point difference between the responses from respondents aged 18 to 24 and aged 60 and older in the United States because 23% of respondents aged 18 to 24 chose the item "I don't know."

⁴⁸ In the rest of the countries, the difference is smaller than eight percentage points.



IN YOUR VIEW, COMPARED TO 25 YEARS AGO, IS GENDER EQUALITY (IN OTHER WORDS, EQUAL RIGHTS AND OPPORTUNITIES BETWEEN WOMEN AND MEN) BETTER, WORSE, OR MORE OR LESS THE SAME IN YOUR COUNTRY?



GENDER EQUALITY: A PERCEIVED IMPROVEMENT OVER THE LAST 25 YEARS, ACCORDING TO PEOPLE ACROSS ALL INCOME LEVELS

In 14 of the 17 countries surveyed, the 20% of respondents in the highest income group are more likely than the 20% of respondents in the lowest income group to perceive an improvement in gender equality over the last 25 years.⁴⁹ The opposite can be seen in China, where respondents within the lowest income are more likely to believe gender equality has improved than respondents within the highest income (70% and 49%, respectively). In Japan and Mexico, income level does not clearly

influence respondents' perceptions.

Regardless of income, most respondents still have the perception that gender equality has progressed. This is the case in every surveyed country except South Africa, where 40% of the respondents with the lowest income feel that gender equality has regressed, and the United States, where 35% of the lowest income respondents feel that the status of gender equality has remained unchanged over time.

PERCEPTION OF THE EVOLUTION OF GENDER EQUALITY: THE ROLE OF RACE AND ETHNICITY IN THE UNITED STATES



The survey analyzed, country by country,⁵⁰ whether respondents who self-identify as part of a particular race or ethnic community feel differently about progress, or lack thereof, on gender equality and their perception of the changes that have taken place over the last 25 years.

Data show that in the United States, self-identified Black or African American respondents are less likely (32 percentage points) to indicate that gender equality has improved over the last 25 years, in comparison

to respondents who self-identify as white. This trend was not observed to such a large extent in other countries, including countries with a documented history of racial discrimination, such as South Africa. Analysis of the results shows that when other variables are controlled for (including gender, age, and education and income levels), respondents in the United States who self-identify as white are 1.6 times more likely to feel that gender equality is "better" today than it was 25 years ago, compared to respondents who self-identify as belonging to other racial and ethnic groups.⁵¹

⁴⁹ This difference is observed in the United States (30 percentage points), South Africa (27 percentage points), New Zealand (23 percentage points), France (22 percentage points), Canada (21 percentage points), Great Britain (19 percentage points), Argentina (18 percentage points), Australia (13 percentage points), India (11 percentage points), Switzerland (9 percentage points), Colombia (8 percentage points), and Kenya and Germany (6 percentage points). In Japan, the 1 percentage point difference is not statistically significant, and there is no difference in Mexico.

⁵⁰ The question of ethnicity was not asked in France since the "Data Protection Act" of January 1978 prohibits the collection or processing of personal data in which racial or ethnic origin is directly or indirectly mentioned.

⁵¹ Respondents were asked to indicate to which ethnic groups they considered to belong to, following national statistical norms when they exist. See Annex 1 on survey methodology.

PERCEIVED OBSTACLES TO GENDER EQUALITY



Key Finding: Compared to other inequalities or injustices, the domestic and professional barriers women face are perceived to be the greatest obstacles to gender equality.

The survey explored reasons why respondents personally feel gender inequality exists. Respondents were asked to select up to three options from the nine that were presented (see Annex 3 for further details).⁵²

Across the 17 countries surveyed, two reasons are chosen as obstacles to gender equality:

- The unequal distribution of *“unpaid care, domestic work, and parental responsibilities”* between women and men — this is cited as the first or second cause of gender inequality in 13 of the 17 countries (India, Kenya, South Africa, and Tunisia being exceptions). An average of 38% of respondents selected this option across all 17 countries.
- The *“different employment opportunities”* between women and men — this is selected as the first or second reason in 11 countries out of 17 (France, India, Kenya, South Africa, Tunisia, and the United States being the exceptions). An average of 36% of respondents selected this option across all 17 countries.

These two reasons both constitute an obstacle to women’s economic empowerment.

“Religion and culture that do not treat women and men as equals” follows as the third most often cited reason why women may not be equal to men in one’s country, with an average of 33% of respondents selecting this option across all 17 countries. In Kenya (55%), South Africa (51%), and India (44%), this was ranked first.


The difference in how *“boys and girls are treated growing up”* is the fourth most cited cause across countries, with an average of 31% of respondents selecting this option across all 17 countries. This option is particularly high in India and Mexico (43% each) and Kenya (41%).

The unequal representation of women in politics is ranked fifth among the causes that explain gender inequality for respondents, with an average of

25% of respondents selecting this option. This is a reason particularly likely to be chosen in Kenya (45%).⁵³

The argument of men tending to be *“physically stronger”* ranked sixth out of nine reasons provided in the survey. It should be noted that 35% of respondents surveyed in South Africa and 26% in India believe that physical strength could explain the presence of gender inequalities.

Finally, and perhaps surprisingly considering the persistence of gender gaps in education in many countries,⁵⁴ girls’ unequal *“access to education”* in comparison with boys is the least often cited reason explaining gender inequalities (with an average of 7% of respondents selecting this option), except in India where 26% of respondents identified it as one of the main causes.⁵⁵ From the citizens’ point of view, it seems as if gender inequalities stem more from (i) *“unequal distribution of unpaid care, domestic work, and parental responsibilities between women and men”*; (ii) *“different employment opportunities between women and men”*; and (iii) *“the role of religion and culture”* and relatively less from unequal access to formal education between genders.



⁵²The chart shows only the top six choices for all countries combined. In addition to the items presented in the illustration, the following propositions are respectively classed 7th, 8th, 9th and 10th: *“Because women and men cannot exercise the same level of control over their own bodies (e.g. access to contraception, delaying childbirth),”* *“Because crises (e.g. conflicts, natural disasters, pandemics) have unequal effects on women and men,”* *“None of these,”* and *“Because girls do not receive the same access to education as boys.”*

⁵³Kenya is ranked 85th out of 153 countries in terms of parity in political empowerment according to the World Economic Forum’s [Global Gender Gap Report 2020](#).

⁵⁴Despite the progress made in the past few years, 132 million young girls are out of school globally, strongly reducing their opportunities and well-being throughout their lifetime. World Bank, [Missed Opportunities: The High Cost of Not Educating Girls. The Cost of Not Educating Girls Notes Series](#) (Washington, D.C.: World Bank, 2018).

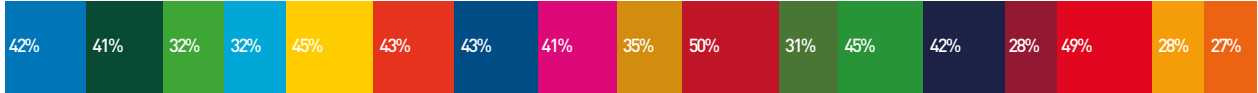
⁵⁵India is ranked 112th out of 153 countries in terms of parity in educational attainment according to the World Economic Forum’s [Global Gender Gap Report 2020](#).



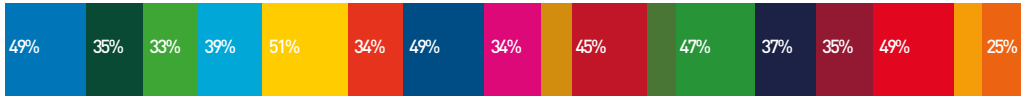
THINKING ABOUT THE LIST OF REASONS BELOW, WHICH, IF ANY, DO YOU PERSONALLY THINK ARE THE MAIN REASONS WHY WOMEN MAY NOT BE EQUAL TO MEN IN YOUR COUNTRY?

Breakdown of the six most commonly selected reasons by country

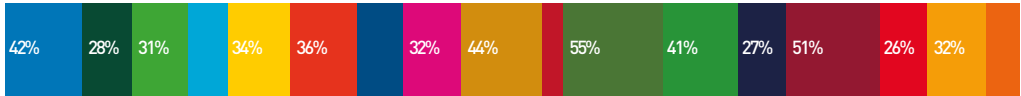
BECAUSE UNPAID CARE, DOMESTIC WORK, AND PARENTAL RESPONSIBILITIES ARE NOT SHARED EQUALLY BETWEEN WOMEN AND MEN (Average of 17 countries) 38%



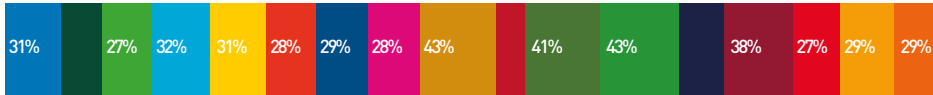
BECAUSE WOMEN AND MEN HAVE DIFFERENT EMPLOYMENT OPPORTUNITIES (36%)



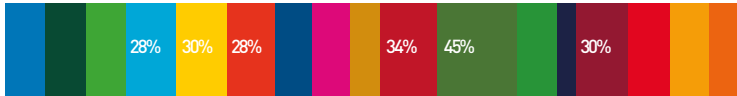
BECAUSE OF RELIGION AND CULTURE THAT DO NOT TREAT WOMEN AND MEN AS EQUALS (33%)



BECAUSE BOYS AND GIRLS ARE TREATED DIFFERENTLY GROWING UP (31%)



BECAUSE WOMEN AND MEN ARE NOT EQUALLY REPRESENTED IN POLITICS (25%)



BECAUSE MEN TEND TO BE PHYSICALLY STRONGER THAN WOMEN (21%)



OVERWHELMING SUPPORT FOR MORE GOVERNMENT ACTION TO PROMOTE GENDER EQUALITY



KEY FINDING: Roughly two out of every three respondents across the 17 countries feel their government should invest more to promote gender equality.

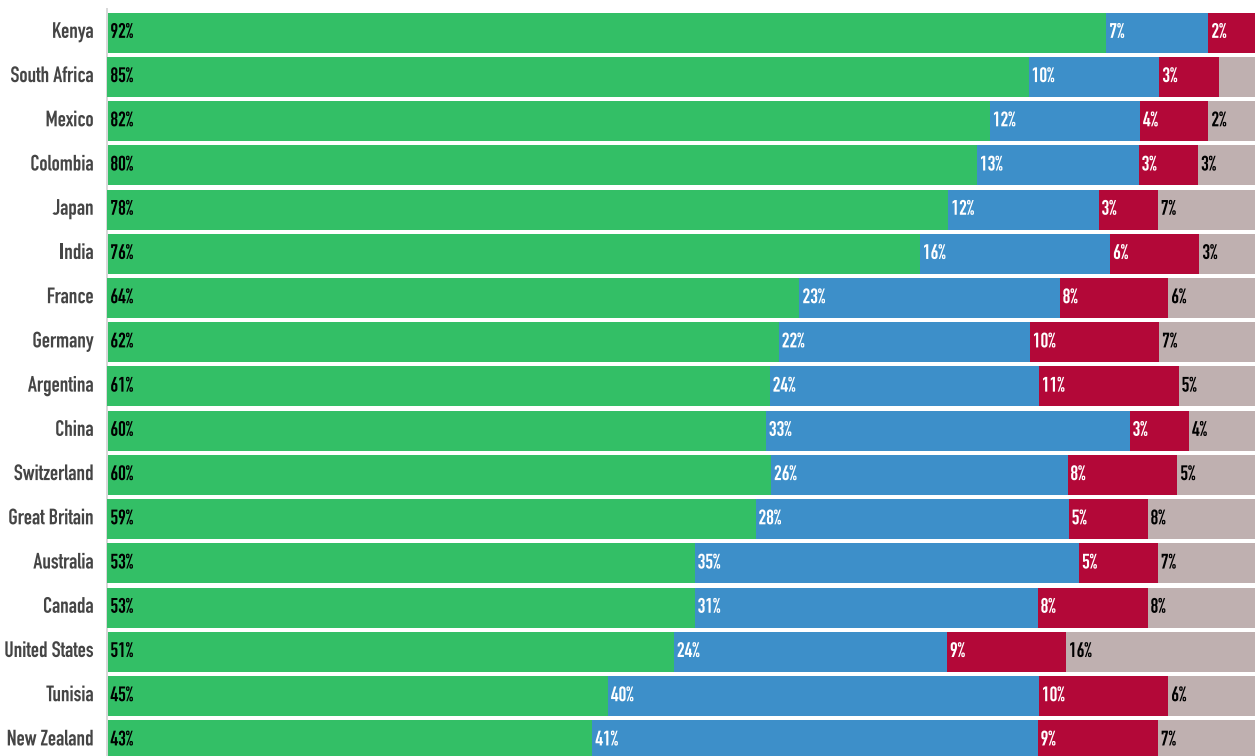
On average, a majority of respondents (65%) across all 17 countries feel that their “government should do more” to promote gender equality. Only 6% of respondents on average believe their “government is doing too much.”

Taking a closer look, in some countries, many respondents acknowledge that their “government

is doing the right amount” in terms of gender equality. This is particularly the case in Tunisia and New Zealand, where 40% and 41% of citizens, respectively, seem satisfied with the actions of their government. On the contrary, only 7% of Kenyans and 10% of South Africans express this degree of satisfaction.



THINKING ABOUT THE GOVERNMENT’S ROLE IN PROMOTING GENDER EQUALITY IN YOUR COUNTRY, WHICH STATEMENT BEST DESCRIBES HOW MUCH YOUR GOVERNMENT SHOULD DO?



■ The government should do more
 ■ The government is doing the right amount
 ■ The government is doing too much
 ■ Don't know

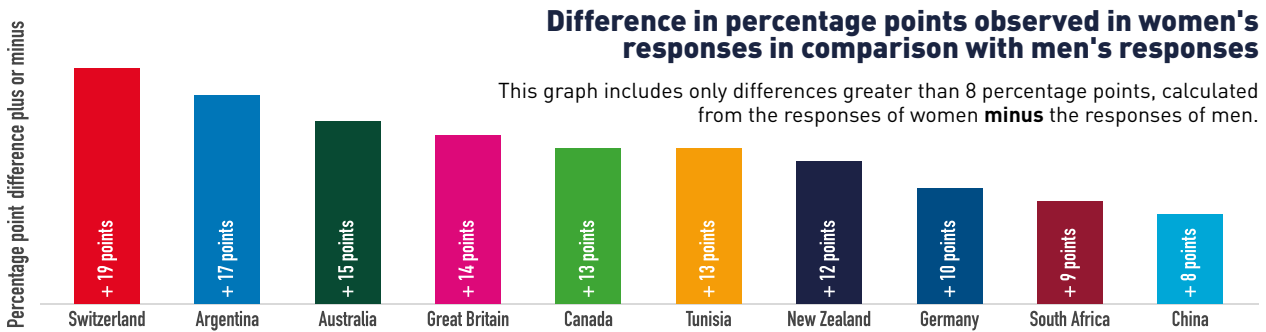
FEMALE AND MALE EXPECTATIONS ON WHAT GOVERNMENTS SHOULD DO (OR NOT DO) TO PROMOTE GENDER EQUALITY

Unsurprisingly, in the majority of the surveyed countries (10 out of 17), female respondents feel more strongly that their governments “should do more” to promote gender equality (70% overall, compared to 60% of male respondents).

Male respondents feel more strongly that their government “is doing the right amount” on this issue (26%, compared to 20% of female respondents on average), notably in Argentina, Australia, Canada, Great Britain, and New Zealand.



MY GOVERNMENT SHOULD DO MORE TO PROMOTE GENDER EQUALITY IN MY COUNTRY



“LEFT-LEANING” RESPONDENTS WANT TO SEE MORE FROM THEIR GOVERNMENTS

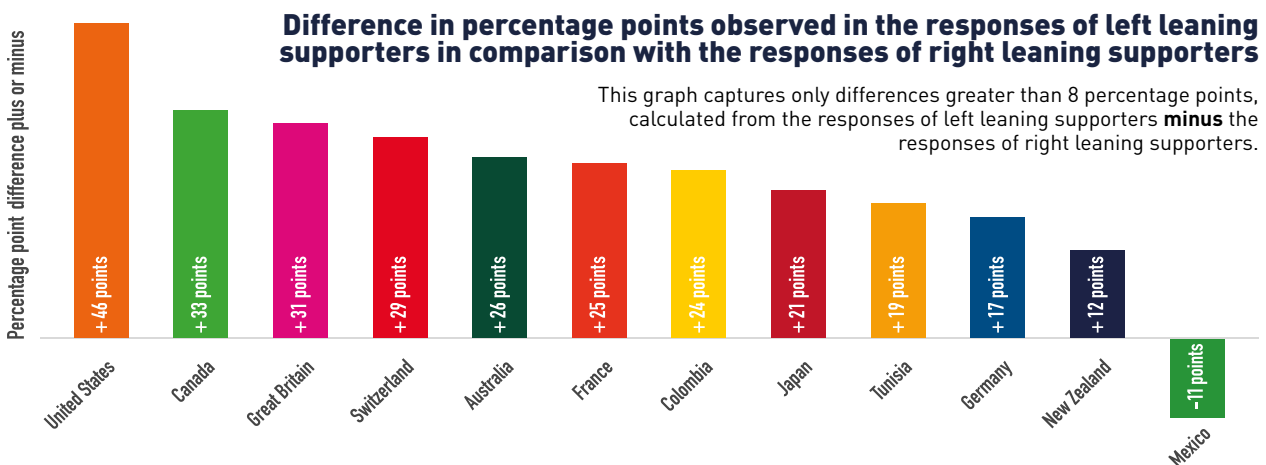
In all surveyed countries, except Mexico, more respondents who self-identify as “left-leaning” believe that their governments “should do more” to promote gender equality than respondents who self-identify as “right-leaning.” This difference is particularly noticeable in all high-income countries, such as the United States (46 percentage points), Canada (33 percentage points), or Great Britain (31 percentage points). It is also seen in Colombia (24 percentage points) and Tunisia (19 percentage points). This trend holds true in Argentina, Kenya, and South Africa, yet the difference is smaller

than eight percentage points.

The risk of asking respondents to assess their government’s involvement on a particular topic is that they might express a criticism of their government based on political orientation, rather than expressing an opinion purely tied to the issue covered by the survey question. However, political orientation is a major determining factor for the opinion of respondents when asked to evaluate whether their respective governments are doing enough or not enough to promote gender equality.



MY GOVERNMENT SHOULD DO MORE TO PROMOTE GENDER EQUALITY IN MY COUNTRY.



REFORM LAWS TO ADVANCE GENDER EQUALITY

When asked to identify the actions governments should take to advance gender equality at a national level, on average across the countries, respondents are particularly keen for governments to “reform laws to promote equality between women and men and end discrimination against women.” On average, nearly half of the respondents (46%) across all 17 countries select this option. Reforming laws has the largest support in every country except for Tunisia (36%, compared to 39% in favor of “focusing efforts on marginalized women to leave no one behind”) and is more moderately supported in the United States (36%).

In other words, the fight against discrimination is seen as a roadmap, the legislative mechanism is seen as a means to fight persistent gender

inequality, and national law is seen as the best way to promote progress at the national level.

When looking at the overall pattern of responses in the 17 countries, the other six options receive similar support. On average, it seems as important to “focus efforts on marginalized women to leave no one behind” (30% on average) as to “implement mass media campaigns to raise awareness of the importance of gender equality issues” (29% on average), or to adopt an effective strategy by “collecting data to research the specific challenges and opportunities for women” (26% on average) or by “conducting regular reviews of progress in the pursuit of gender equality” (30% on average).

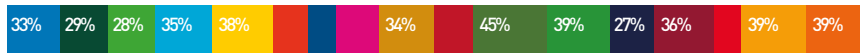


WHICH ACTIONS, IF ANY, SHOULD YOUR GOVERNMENT TAKE TO ADVANCE GENDER EQUALITY IN YOUR COUNTRY?

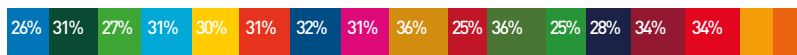
REFORM LAWS TO PROMOTE EQUALITY BETWEEN WOMEN AND MEN AND END DISCRIMINATION AGAINST WOMEN (Average of 17 countries) 46%



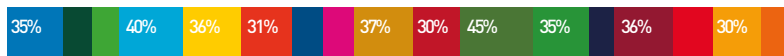
FOCUS EFFORTS ON MARGINALIZED WOMEN TO LEAVE NO ONE BEHIND (FOR EXAMPLE, ETHNIC MINORITIES, LGBT+ INDIVIDUALS, DISABLED WOMEN, REFUGEES, AND MIGRANTS) (30%)



CONDUCT REGULAR REVIEWS OF PROGRESS IN THE PURSUIT OF GENDER EQUALITY (29%)



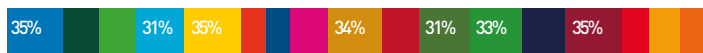
IMPLEMENT MASS MEDIA CAMPAIGNS TO RAISE AWARENESS OF THE IMPORTANCE OF GENDER EQUALITY ISSUES (29%)



CONSIDER THE NEEDS AND INTERESTS OF GIRLS AND WOMEN WHEN DEVELOPING GOVERNMENT SPENDING BUDGETS (27%)



COLLECT DATA TO RESEARCH THE SPECIFIC CHALLENGES AND OPPORTUNITIES FOR WOMEN (26%)



COMMIT TO AND RATIFY INTERNATIONAL AGREEMENTS RELATED TO GENDER EQUALITY (25%)



NONE OF THESE - MY GOVERNMENT SHOULD NOT TRY TO ADVANCE GENDER EQUALITY (5%)



DON'T KNOW (8%)



-  Argentina
-  Japan
-  Australia
-  Kenya
-  Canada
-  Mexico
-  China
-  New Zealand
-  Colombia
-  South Africa
-  France
-  Switzerland
-  Germany
-  Tunisia
-  Great Britain
-  United States
-  India

In the middle-income countries, the second most selected action (37% on average, compared to 23% on average in high-income countries) the government should take to advance gender equality is to “focus efforts on marginalized women to leave no one behind (for example, ethnic

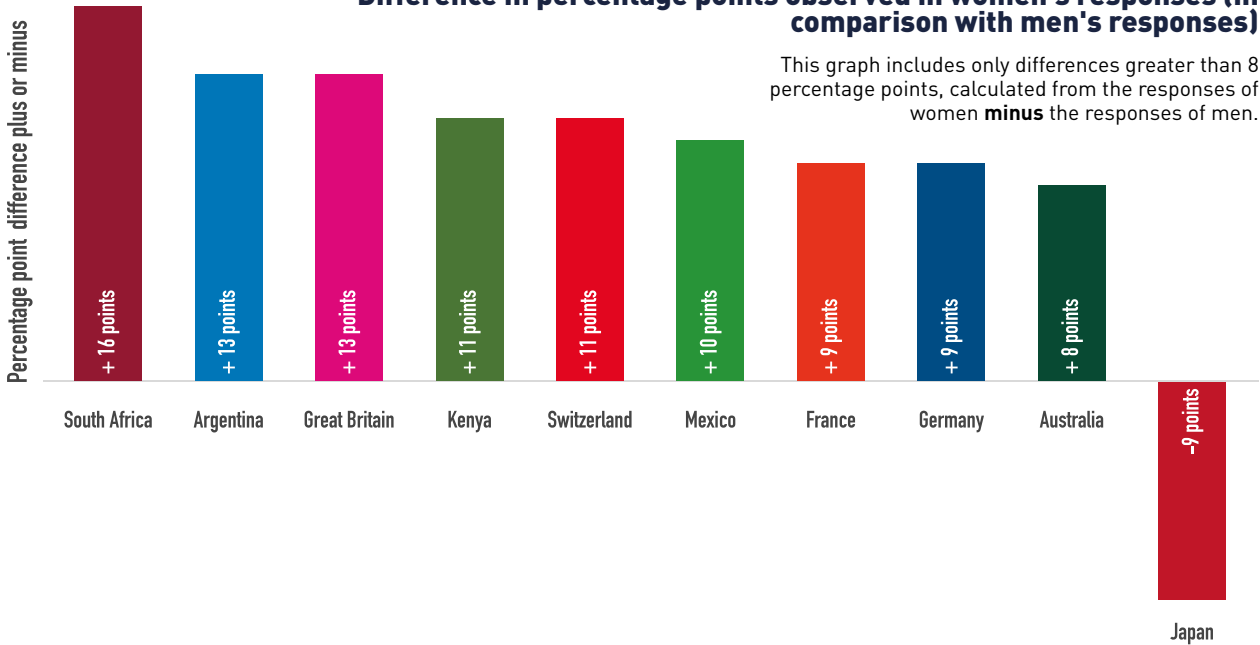
minorities, LGBTQIA+ individuals, women living with disabilities, refugees, and migrants).”

Across the 17 countries, young women are especially concerned that marginalized girls and women are particularly exposed to gender discrimination.



REFORM LAWS TO PROMOTE EQUALITY BETWEEN WOMEN AND MEN AND END DISCRIMINATION AGAINST WOMEN

Difference in percentage points observed in women's responses (in comparison with men's responses)





WHAT DO CITIZENS EXPECT FROM THE GENERATION EQUALITY ACTION COALITIONS?

ADVANCED DRAFT





GENERATION EQUALITY

REALIZING WOMEN'S RIGHTS FOR AN EQUAL FUTURE

In order to understand which thematic areas citizens believe their governments should prioritize to address gender inequality, survey respondents were asked to rank the top three thematic areas corresponding to the themes of the six Generation Equality Action Coalitions themes:

- Gender-based violence,
- Economic justice and rights,
- Feminist action for climate justice,
- Bodily autonomy and sexual and reproductive health and rights,
- Technology and innovation for gender equality, and
- Feminist movements and leadership.

While identifying and prioritizing the thematic areas is important to provide a point of entry for government action, the six Action Coalition themes are broad in scope. For this reason, survey respondents were asked to identify how governments can make better commitments toward each of the six different Generation Equality Action Coalitions, regardless of their ranking of the overarching thematic issue area. Following, respondents selected which actions they perceived would be most important for governments to take.

This method was used because a low comparative ranking of the overarching thematic area could mask the urgency and support for specific actions under it. Given this, a low comparative ranking of a thematic area may mask the urgency and support for specific actions under other thematic areas that have strong support of the population. For this reason, survey respondents were asked to identify how governments can make better commitments toward each of the six different Generation Equality Action Coalitions, regardless of their ranking of the overarching thematic issue area. Respondents selected which actions they perceived would be most important for governments to take.

It is important to note that limited understanding of the Action Coalition themes among the general public may also result in imperfect or incomplete data, both for the prioritization exercise and the selection of actions governments can take under each thematic area. This exercise did not request respondents to take into consideration costing or implementation aspects related to each action.

Therefore, it is important to consider both public perceptions alongside expert analyses and data on the effectiveness and impact of different actions.



TACKLING GENDER-BASED VIOLENCE AND PROMOTING WOMEN'S BROADER ECONOMIC OPPORTUNITIES: UNIVERSAL TOP PRIORITIES TO IMPROVE GENDER EQUALITY

Overall, the top priority for improving gender equality is ending gender-based violence, where “end violence against women (for example, online harassment, sexual assault, forced and child marriage, female genital mutilation)” is selected as first choice by 32% of respondents on average across the 17 countries. This is followed by advancing women’s economic justice and rights (23% selecting “implement access to well paid jobs, equal pay, financial independence, and property rights”) and the need to strengthen feminist movements and leadership (13% selecting “improve women’s participation and leadership in politics, and cultural and social movements (for

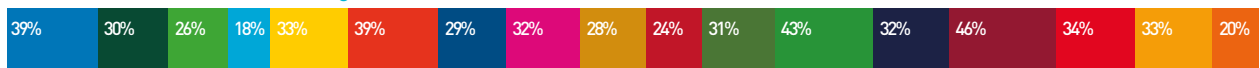
example, #MeToo, Time’s Up).” Bodily autonomy and sexual and reproductive health and rights (“provide access to contraception and family planning, good maternal health, sex education in schools”) occupies a joint fourth place with the use of technology and innovation for gender equality (“invest in technology to improve women’s access to health services, education and economic opportunities”)(8%). On average, 4% of respondents across all surveyed countries feel feminist action for climate change justice is important by selecting “promote women’s participation in climate change action” as first choice.



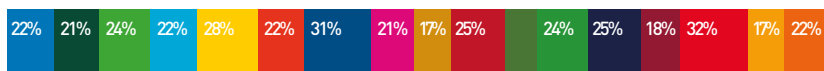
THINKING ABOUT THE LIST OF OPTIONS BELOW, PLEASE INDICATE WHAT YOU THINK ARE THE FIRST, SECOND, AND THIRD MOST IMPORTANT AREAS YOUR GOVERNMENT SHOULD FOCUS ON TO IMPROVE GENDER EQUALITY IN YOUR COUNTRY?

Visualization of the first choice selected by country

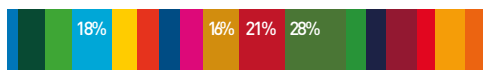
GENDER-BASED VIOLENCE (Average of 17 countries) 32%



ECONOMIC JUSTICE AND RIGHTS (23%)



FEMINIST MOVEMENTS AND LEADERSHIP (13%)



TECHNOLOGY AND INNOVATION FOR GENDER EQUALITY (8%)



BODILY AUTONOMY AND SEXUAL AND REPRODUCTIVE HEALTH AND RIGHTS (8%)



FEMINIST ACTION FOR CLIMATE JUSTICE (4%)



- Argentina
- Australia
- Canada
- China
- Colombia
- France
- Germany
- Great Britain
- India
- Japan
- Kenya
- Mexico
- New Zealand
- South Africa
- Switzerland
- Tunisia
- United States

GENDER-BASED VIOLENCE: GOVERNMENTS MUST TAKE ACTION

ENDING GENDER-BASED VIOLENCE: THE UNIVERSAL TOP PRIORITY

Ending gender-based violence, including cyber harassment, sexual assault, domestic violence, forced and child marriage, and female genital mutilation, is the top priority to achieve gender equality for respondents in 13 out of 17 countries. It is cited as one of the three most important areas by more than two in three respondents from countries in Africa (Kenya by 78% and South Africa by 81%), Latin America (Argentina by 76%, Colombia by 74%, and Mexico by 79%) and Europe (France by 76%, Germany by 69%, Switzerland by 70%, and Great Britain by 65%). However, this priority receives a slightly more moderated support (nearly one in two

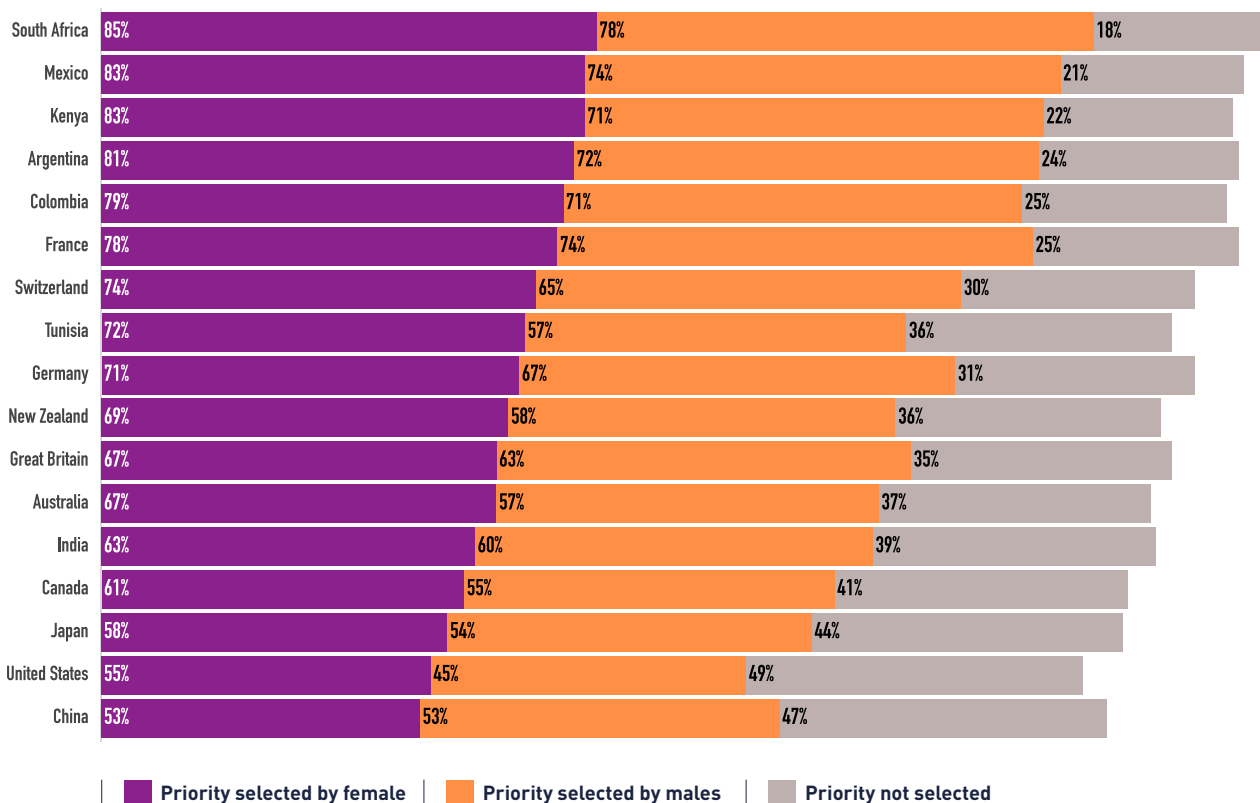
respondents) in China (53%), the United States (51%) and Japan (56%).

A priority particularly identified by women: While ending GBV is reported as a major priority for respondents in all countries, ending GBV is a greater priority for female respondents than their male peers in all surveyed countries except China. There is a notable difference between female and male respondents in 9 out of the 17 countries (an average of over 8 percentage points). Tunisia has the largest difference between female and male respondents (15 percentage points).



THINKING ABOUT THE LIST OF OPTIONS BELOW, PLEASE INDICATE WHAT YOU THINK ARE THE FIRST, SECOND, AND THIRD MOST IMPORTANT AREAS YOUR GOVERNMENT SHOULD FOCUS ON TO IMPROVE GENDER EQUALITY IN YOUR COUNTRY?

Percentage of females and males who selected “Gender-based violence”



GBV is a phenomenon that transcends social, economic, and geographic borders and is rooted in gendered power imbalances. While violence does occur against boys and men, it is predominately committed against girls and women, with one in three women experiencing physical or sexual abuse in their lifetime.⁵⁶ Certain groups of girls and women — particularly those who experience multiple forms of discrimination — are at increased risk, including girls and women living with disabilities, Indigenous girls and women, and those who are migrants, refugees, and internally displaced. Additionally, the urgency to end GBV has been further heightened during the COVID-19 pandemic. Half of the world’s population was in lockdown situations due to the pandemic, placing girls and women at an increased risk of experiencing GBV – in particular domestic violence.⁵⁷ To read more about the impact of

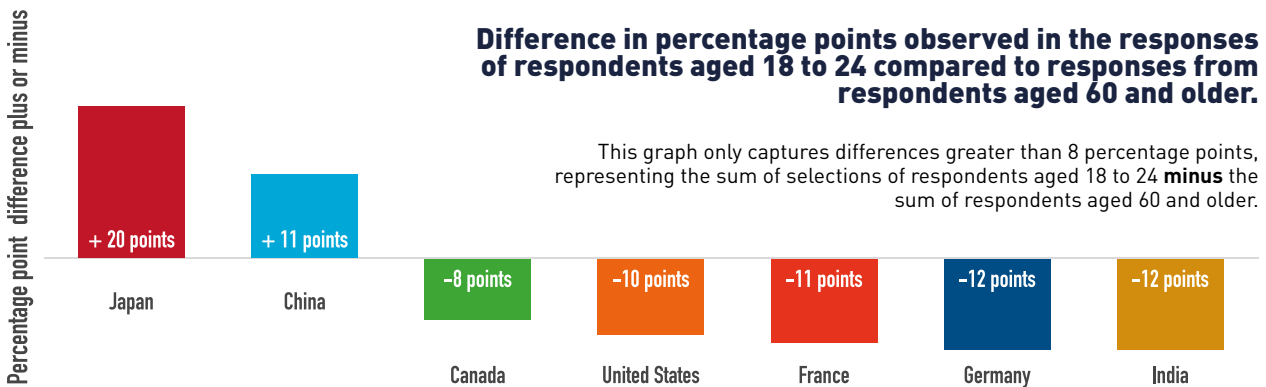
COVID-19 on GBV please see [page 79](#).

Some correlation between socio-demographic characteristics and opinions and perspectives:

Respondents’ income level and living setting (urban or rural) do not substantially influence perceptions regarding the prioritization of violence against women as the most important area the government should focus on. The exceptions are in Tunisia (12 percentage points) and Kenya and Colombia (10 percentage points) where more urban dwellers selected the topic than those living in rural settings. Conversely, the topic was selected more often by rural dwellers than urban dwellers in Japan (16 percentage points). This issue seems to become more important to respondents as they get older, especially for those aged 60 and older, with the exception of China and Japan.⁵⁸



MY GOVERNMENT SHOULD TAKE ACTION TO “END GENDER-BASED VIOLENCE (FOR EXAMPLE, ONLINE HARASSMENT, SEXUAL ASSAULT, FORCED AND CHILD MARRIAGE, FEMALE GENITAL MUTILATION)”



RESPONDENTS’ PRIORITIES TO END GENDER-BASED VIOLENCE



Key finding: To fight gender-based violence, respondents across the 17 countries think that their government should, in order of priority: “increase accountability [for perpetrators] for physical and sexual crimes against women,” “end traditional practices that are harmful to women and girls (for example, child marriage and female genital mutilation),” and “fund programs to support women who have experienced violence.”

Measures that governments should take in regard to GBV, which garnered the most support across all 17 countries, were as follows:

- “Increase accountability for physical and sexual crimes against women”: an average of 61% of respondents;
- “End traditional practices that are harmful to women and girls (for example, child marriage and female genital mutilation)”: an average of 42% of respondents;
- “Fund programs to support women who have experienced violence”: an average of 42% of respondents;

⁵⁶ World Health Organization, *Global and regional estimates of violence against women: Prevalence and health effects of intimate partner violence and non-partner sexual violence* (Geneva: WHO, 2013).

⁵⁷ UN Women, “COVID-19 and Ending Violence Against Women and Girls,” 2020.

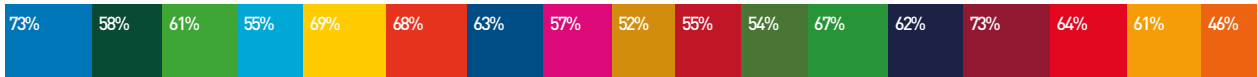
⁵⁸ This gap is also observed in Argentina and Tunisia, but to a lesser extent (less than 8 percentage point difference).

- “Address the unequal balance of power between women and men at home within families, marriages and relationships”: an average of 33% of respondents;
- “Combat economic exploitation of women (for example, worker exploitation)”: an average of 32% of respondents;
- “Tackle online violence against women (for example, harassment)”: an average of 32% of respondents.

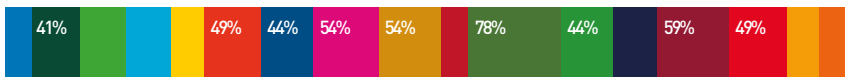


WHICH ACTIONS, IF ANY, SHOULD YOUR GOVERNMENT TAKE TO FIGHT VIOLENCE AGAINST WOMEN IN YOUR COUNTRY?

INCREASE ACCOUNTABILITY FOR PHYSICAL AND SEXUAL CRIMES AGAINST WOMEN (Average of 17 countries 61%)



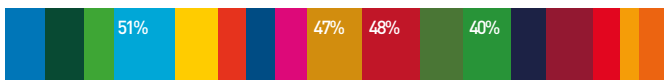
END TRADITIONAL PRACTICES THAT ARE HARMFUL TO WOMEN AND GIRLS (42%)



FUND PROGRAMS TO SUPPORT WOMEN WHO HAVE EXPERIENCED VIOLENCE (42%)



ADDRESS THE UNEQUAL BALANCE OF POWER BETWEEN WOMEN AND MEN AT HOME WITHIN FAMILIES, MARRIAGES, AND RELATIONSHIPS (33%)



COMBAT ECONOMIC EXPLOITATION OF WOMEN (32%)



TACKLE ONLINE VIOLENCE AGAINST WOMEN (FOR EXAMPLE, HARASSMENT) (32%)



NONE OF THESE; THE GOVERNMENT SHOULD NOT WORK TO FIGHT VIOLENCE AGAINST WOMEN (2%)



DON'T KNOW (5%)



ACCOUNTABILITY IS ESSENTIAL TO ADDRESS GENDER-BASED VIOLENCE

“Increased accountability for physical and sexual crimes against women” is the most selected solution to addressing GBV in 14 countries (all except India, Kenya, and Tunisia). This finding holds particularly true for respondents in Argentina and South Africa (73%), Colombia (69%), France (68%), and Mexico (67%), reflecting a perception that, all too often, those who commit GBV go unpunished. This perception could be correlated with low conviction rates in relation to the number

of gender-based violence related crimes in these countries. For example, in France in 2017, only 17% of domestic violence cases reported to law enforcement officials resulted in convictions,⁵⁹ and in South Africa between 2016 and 2017, only 10% of cases of sexual offenses, such as rape, ended in convictions.⁶⁰ Support for this measure is relatively lower in the United States compared to other countries (46%), but it remains a top priority for respondents.

⁵⁹ GREVIO, *Baseline Evaluation Report: France* (Strasbourg: GREVIO, 2019).

⁶⁰ South African Government, “Commission for Gender Equality response to 2016/17 National Crime Statistics”, November 2, 2017.

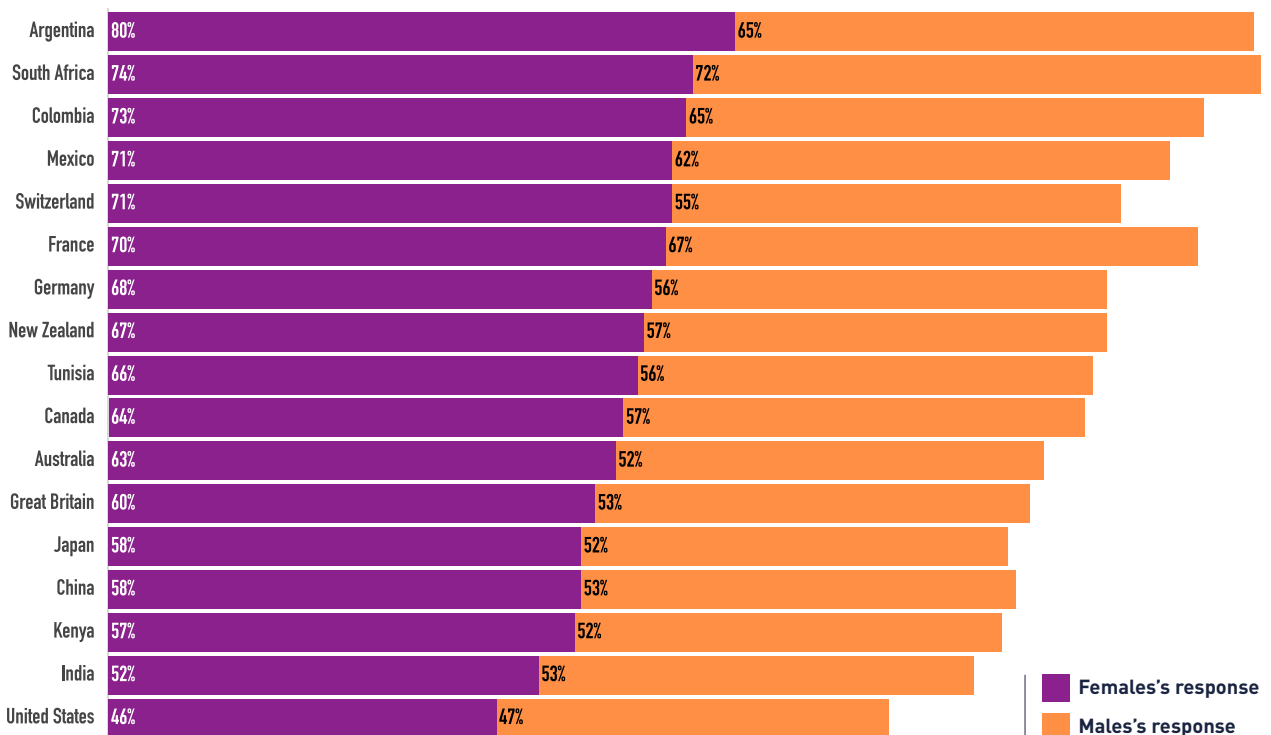
On average, for every country, both male and female respondents prioritize this measure to address GBV. Looking more closely though, overall, there are more female respondents than male who choose this measure. The difference between female and male respondents is particularly

salient in Switzerland (16 percentage points), Argentina (15 percentage points), Germany (12 percentage points), Australia (11 percentage points), New Zealand and Tunisia (10 percentage points), and Mexico (9 percentage points).



IN ORDER TO FIGHT VIOLENCE AGAINST WOMEN, WHICH, IF ANY, OF THE ACTIONS BELOW DO YOU THINK YOUR GOVERNMENT SHOULD TAKE IN YOUR COUNTRY?

“Increase accountability for physical and sexual crimes against women” according to gender and country



Compared to respondents aged 60 and older, respondents aged 18 to 24 are less likely to identify the importance of prosecuting sexual crimes and acts of violence against women, although it remains the solution they select the most. This difference is particularly noticeable in the United States (35 percentage points), Japan (26 percentage points), Australia (19 percentage points), and Canada (17 percentage points).

Respondents' level of education seems to influence support for prosecution of GBV in some

countries. For example, in India and Tunisia, there are differences of 17 percentage points and 13 percentage points, respectively, between those who have further educational qualifications (those who have at least completed university or college) and those who only have some formal schooling. In Germany, the results are in the opposite direction, where those with more schooling are less likely to trust the positive effect of prosecution to improve gender equality than those who only have some formal schooling (13 percentage point difference).

ENDING TRADITIONAL PRACTICES ROOTED IN HARMFUL GENDER NORMS

“Ending traditional practices which are harmful to women and girls (for example, child marriage and female genital mutilation)” is a solution particularly championed in Kenya (78%), South Africa (59%), and India (54%). This option is also chosen in similar proportions by respondents in Great Britain (54%)

and respondents in France and Switzerland (49%). Conversely, there is much less support for this proposal in Tunisia, where only 27% of respondents show willingness to end traditional practices that are harmful to women and girls.

IN KENYA, NINE IN 10 WOMEN AGED 45 AND OLDER WOULD LIKE THEIR GOVERNMENT TO END HARMFUL TRADITIONAL PRACTICES THAT IMPACT GIRLS AND WOMEN.




Kenyan respondents are the most likely to call on their government to “end traditional practices that are harmful to girls and women, such as child marriage and female genital mutilation” (78%, compared to 42% of respondents across the 17 countries). Women are particularly likely to express this opinion

(84%, compared to 72% of men), especially as they get older (from 72% of those aged 18 to 24 to 92% of those aged 45 and older). In Kenya, 21% of girls and women aged 15 to 49 have experienced genital mutilation, and 23% of women aged 20 to 24 were first married or in union before age 18.⁶¹

OTHER MEASURES TO END GBV

Government action in terms of “funding programs to support women who have experienced violence” gained the most support in Kenya (58%), Argentina (52%), South Africa and Colombia (51%), compared to the average of 34% across the other countries surveyed.

Additional government actions in terms of addressing “power imbalances between women and men at home,” “online violence,” or “economic exploitation of women” are mentioned less often by respondents across the 17 countries.



⁶¹ Republic of Kenya, *Twenty-fifth anniversary of the Fourth World Conference on Women and Adoption of the Beijing Declaration and Platform for Action, 1995 (Beijing+25) - Kenya's Report, Progress on implementation of the Beijing Platform for Action – Review and Appraisal* (Ministry of Public Service, Youth and Gender: 2019).

ECONOMIC JUSTICE AND RIGHTS: VALUING WOMEN'S ECONOMIC WORK THROUGH VALUING THEIR CONTRIBUTION TO SOCIETY

UPHOLDING ECONOMIC JUSTICE AND RIGHTS

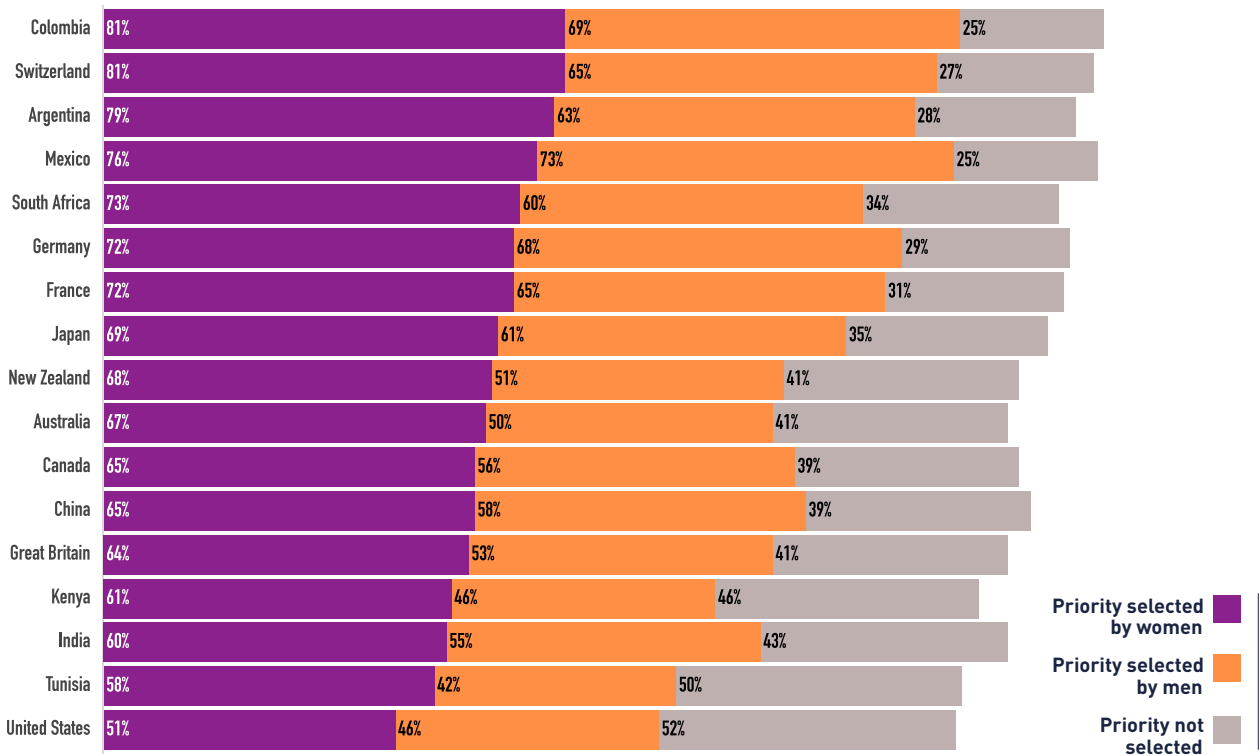
“Economic justice and rights” is the second most selected area that governments should focus on to improve gender equality. It is the top priority in six of the 17 countries (China, Germany, Japan, New Zealand, Switzerland, and the United States). In addition, it is selected as one of the three priority areas by more than two in three respondents in Argentina, Colombia, France, Germany, Japan, Mexico, South Africa, and Switzerland. The impact of COVID-19 on women’s

economic empowerment should not be overlooked, as 527 million women around the world are employed in sectors that are at a high risk of reducing work hours, experiencing wage cuts, and layoffs.⁶² More on the gendered economic impacts of COVID-19 can be found in [page 74](#). Looking more closely, the United States has the highest number of respondents who did not select this priority at all (52%), just ahead of Tunisia (50%), Kenya (46%), and India (43%).



THINKING ABOUT THE LIST OF OPTIONS BELOW, PLEASE INDICATE WHAT YOU THINK ARE THE FIRST, SECOND, AND THIRD MOST IMPORTANT AREAS YOUR GOVERNMENT SHOULD FOCUS ON TO IMPROVE GENDER EQUALITY IN YOUR COUNTRY.

Percentage of females and males who selected “implement access to well paid jobs, equal pay, financial independence, and property rights”



⁶² ILO. “The COVID-19 response: Getting gender equality right for a better future for women at work,” May 2020.

Some correlations between gender on opinions and perspectives: in the 17 countries surveyed, more female than male respondents chose this theme as their first, second, or third choice of priority from the list. The largest difference in support for this measure between male and female respondents is found in Australia and New Zealand (17 percentage points), while the smallest difference is found in Germany (4 percentage points). Younger and older

respondents' opinions differ: in seven of the 17 countries, the youngest respondents (aged 18 to 24) are significantly less likely than respondents aged 60 and older to choose this priority, with the largest difference between age groups seen in the United States (22 percentage points). Conversely, in Japan (28 percentage points) and Kenya (21 percentage points), the youngest respondents are more likely than the eldest to identify this priority.

RESPONDENTS' PRIORITIES TO ADVANCE ECONOMIC JUSTICE AND RIGHTS



Key finding: Respondents across the 17 countries think that their government should improve economic justice and rights by: "achieving equal pay," "preventing violence and sexual harassment in the workplace," and "guaranteeing social protection and decent working conditions for women in low paying jobs."

Measures governments should take in regard to economic justice and rights which garnered the most support across all 17 countries were as follows:

- "Achieve equal pay for women and men": an average of 45% of respondents;
- "Prevent violence and sexual harassment in the workplace": an average of 45% of respondents;
- "Guarantee social protection and decent working conditions for women in low paying jobs (for example, domestic help, agriculture, textile workers)": an average of 38% of respondents;
- "Increase the number of women in leadership roles (in business, politics, etc.)": an average of 31% of respondents;
- "Achieve equal access to education and professional training for women and men": an average of 27% of respondents;
- "Guarantee parental leave and childcare services": an average of 23% of respondents;
- "Recognize, reduce, and redistribute unpaid care and domestic work between women and men (for example, household chores and childcare)": an average of 22% of respondents;
- "Guarantee women's decision-making powers over their bank accounts": an average of 12% of respondents.



WHICH ACTIONS, IF ANY, SHOULD YOUR GOVERNMENT SHOULD TAKE TO IMPROVE WOMEN'S BROADER ECONOMIC OPPORTUNITIES AND DECISION-MAKING POWERS IN YOUR COUNTRY?

ACHIEVE EQUAL PAY FOR WOMEN AND MEN (Average of 17 countries 45%)



PREVENT VIOLENCE AND SEXUAL HARASSMENT IN THE WORKPLACE (45%)




GUARANTEE SOCIAL PROTECTION AND DECENT WORKING CONDITIONS FOR WOMEN IN LOW PAYING JOBS (FOR EXAMPLE, DOMESTIC HELP, AGRICULTURE, TEXTILE WORKERS) (38%)



INCREASE THE NUMBER OF WOMEN IN LEADERSHIP ROLES (31%)



ACHIEVE EQUAL ACCESS TO EDUCATION AND PROFESSIONAL TRAINING FOR WOMEN AND MEN (27%)



GUARANTEE PARENTAL LEAVE AND CHILDCARE SERVICES (23%)



RECOGNIZE, REDUCE, AND REDISTRIBUTE UNPAID CARE AND DOMESTIC WORK BETWEEN WOMEN AND MEN (22%)




GUARANTEE WOMEN'S DECISION-MAKING POWERS OVER THEIR BANK ACCOUNTS (12%)



NONE; MY GOVERNMENT SHOULD NOT IMPROVE WOMEN'S ECONOMIC OPPORTUNITIES AND DECISION-MAKING POWERS (3%)



DON'T KNOW (6%)



According to respondents in nine countries (Australia, Canada, China, France, Germany, Great Britain, New Zealand, Switzerland, the United States), the primary area where governments should make investments to achieve gender equality economically and professionally is pay parity. In Tunisia (62%), Argentina (58%), South Africa (58%), and Mexico (56%), respondents feel that “preventing violence and sexual harassment

in the workplace” should be the number one priority. In Colombia, 56% of respondents prioritize “guaranteeing social protection and decent working conditions for women in low paying jobs,” while in Kenya, 54% prioritize “increasing the number of women in leadership roles.” And in Japan, according to respondents, “guaranteeing parental leave and childcare services” is the most important measure to put in place (47%).

GUARANTEEING PARENTAL LEAVE AND CHILDCARE SERVICES, A PRIORITY IN JAPAN




Across the surveyed countries, less than one in four respondents highlight the importance of parental leave and childcare services to improve women’s broader economic opportunities. Yet in Japan, it is the most often cited solution and appears important to almost one in two respondents (47%, including 49% of women and 45% of men). In recent years, the Japanese

government has taken several measures to promote women’s economic participation, notably increasing parental leave benefits and the available number of childcare facilities.⁶³ Yet, 2016 statistics revealed that in Japan among married couples with children under six, women spent on average three hours and 45 minutes a day caring for children, compared to 49 minutes for men.⁶⁴

ACHIEVING EQUAL PAY IS A KEY PRIORITY FOR GOVERNMENT ACTION

Beyond the basic principle of economic equity — enabling women to access a quality of life and material comfort in the same way as men — gender pay parity (equal pay for work of equal value) is also representative of recognition and value for women’s professional work and their ability to carry out roles that have sometimes been restricted to men. Views on this measure are therefore a reflection of a material dimension (of salary) and a symbolic dimension (valuing women’s professional work), both of which can be important determinants for women’s empowerment and professional progress. On average across the 17 countries, 45% of respondents believe that achieving equal pay for women and men is key to improving women’s broader economic opportunities. Looking more closely, there are variations in support for this measure across the different countries surveyed. Respondents in Germany and Switzerland show the highest levels of support for equal pay (61% of respondents each). This prioritization could be aligned with these countries’ recognition of the need to close gender gaps, as they still face challenges to address economic inequalities between women and men. Even though both countries rank in the top 20 for overall gender

parity, Switzerland ranks 34th, and Germany 48th.⁶⁵ The lowest support is found in Tunisia (30%) and Kenya (30%). Tunisia and Kenya rank 114th and 142th out of 153 countries, respectively, for gender parity in economic participation and opportunity.⁶⁶



⁶³ OECD, “Family Database,” 2020.

⁶⁴ Statistics Bureau of Japan, “2016 Survey on Time Use and Leisure Activities. Summary of Results” n.d.

⁶⁵ World Economic Forum, *Global Gender Gap Report 2020* (Geneva: World Economic Forum, 2019).

⁶⁶ Ibid.

RESPONDENTS IN GERMANY STRESS THE IMPORTANCE OF CLOSING THE GENDER PAY GAP



In Germany, seven in 10 respondents think one of the top priorities to improve equality between women and men is to uphold economic justice and rights (31% of respondents selected this as the top priority). And 61% of respondents state that, to achieve this, the government should guarantee “equal pay for women and men.” Like Switzerland, Germany is a country where closing the gender pay gap receives the largest support, compared to other actions to achieve economic justice and rights, such as “preventing violence and sexual harassment in

the workplace” (34%, the second most cited). The gender wage gap in Germany is estimated at 15.3%, higher than the OECD average of 12.9%,⁶⁷ and 29% of female respondents declare they are not paid as much as their male counterparts where they work (compared to 24% on average across the 17 countries). If, on average, only 10% of Respondents in Germany declare it is “acceptable” that women earn less than men for the same work, this proportion rises to a preoccupying 40% of men aged 18 to 24, with acceptability decreasing with age.

In some countries, there is a clear difference in levels of support between male and female respondents for this measure, with female respondents showing more support. This difference is particularly substantial in Switzerland (19 percentage points), New Zealand (17 percentage points), Great Britain (14 percentage points), and

India (12 percentage points). This is reflective of the important pay gaps in these countries. In fact, on average, women earn 36.1% and 36.3% less than men per month in Switzerland and Great Britain, respectively.⁶⁸ On average, men in India earn 34.5% more than women per hour.⁶⁹

PREVENTING VIOLENCE AND SEXUAL HARASSMENT IN THE WORKPLACE

“Preventing violence and sexual harassment in the workplace” is the second most popular measure championed by respondents to achieve progress on economic justice and rights. It is cited by more than one in two respondents in Kenya (51%), France (53%), Mexico (56%), Argentina (58%), South Africa (58%) and Tunisia (62%). However, as of June 2020, only two countries, Fiji and Uruguay, have ratified the International Labour Organization’s *Violence and Harassment Convention, 2019*.⁷⁰ This signals

the need for increased global commitments, including accountability within the private sector, to end violence in the workplace and to meet the public’s expectations.

As seen in the graph, for five countries, the difference in female respondents selecting the option to prevent violence and sexual harassment in the workplace as opposed to male respondents is eight percentage points or more.

MORE SOLUTIONS TOWARDS IMPROVING WOMEN’S BROADER ECONOMIC OPPORTUNITIES AND DECISION-MAKING POWER

“Guarantee social protection and decent working conditions for women in low paying jobs” was selected third, on average, across the 17 countries, with the largest support present in Colombia (56%), Tunisia (54%), and Kenya (53%). In Kenya, 70% of female respondents who migrated for economic reasons selected this option. This is important as more than half of the world’s population does not have access to any social protection benefits, putting them at greater risk of poverty.⁷¹ Furthermore,

globally, 58% of women hold informal employment, with an estimated 92% of employed women in low-income countries working in the informal sector.⁷² The SDGs call for universal social protection systems and decent work conditions, including equal pay for work of equal value, by 2030.

“Increasing the number of women in leadership roles” is ranked fourth overall by respondents. Support ranges between countries, from 18% in New Zealand to 54% in Kenya (where it is the most

⁶⁷ OECD, “Gender wage gap (indicator),” 2020, doi: 10.1787/7cee77aa-en.

⁶⁸ International Labour Organization, *Global Wage Report 2018/19: What Lies behind Gender Pay Gaps [Summary]*, November 26, 2018.

⁶⁹ Ibid

⁷⁰ International Labour Organization, “Ratifications of C190 – Violence and Harassment Convention, 2019 [No. 190],” accessed September 17, 2020.

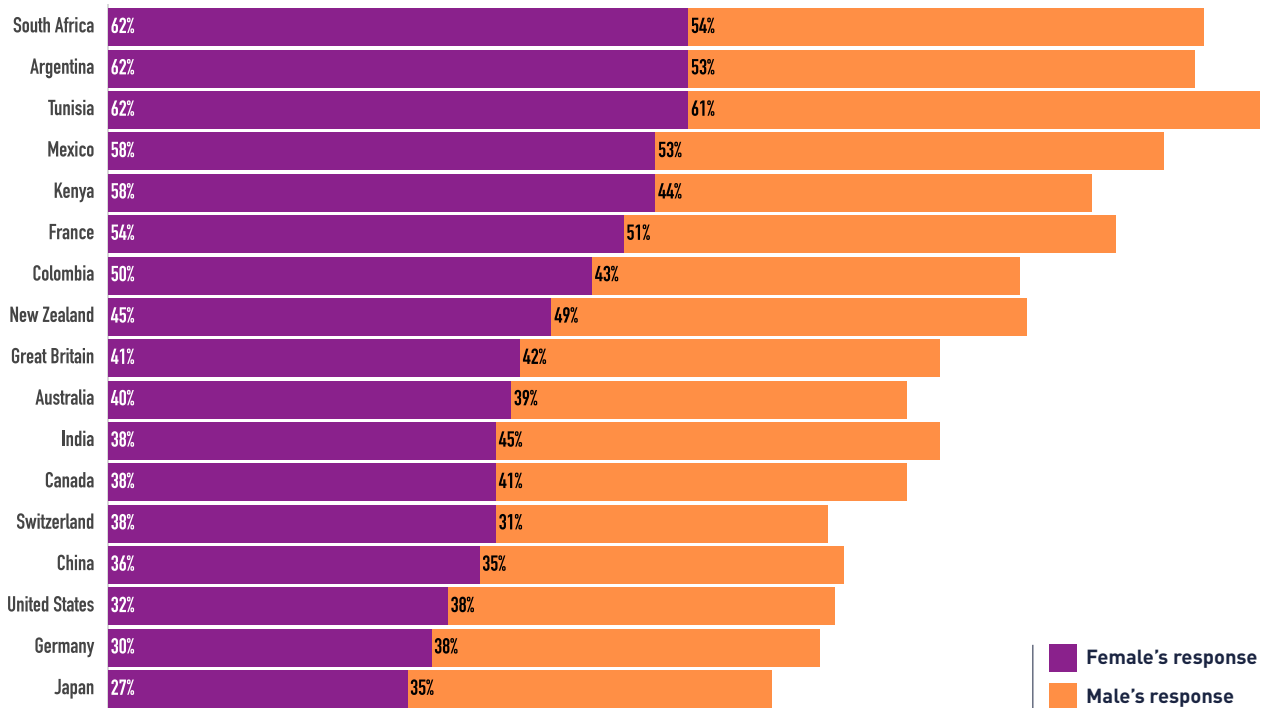
⁷¹ International Labour Organization, *World Social Protection Report 2017-19: Universal social protection to achieve the Sustainable Development Goals* (Geneva: ILO, 2017).

⁷² International Labour Organization, *Women and men in the informal economy: A statistical picture. Third edition* (Geneva: ILO, 2018).



IN ORDER TO IMPROVE WOMEN'S BROADER ECONOMIC OPPORTUNITIES AND DECISION-MAKING POWERS, WHICH, IF ANY, OF THE ACTIONS BELOW DO YOU THINK YOUR GOVERNMENT SHOULD TAKE IN YOUR COUNTRY?

Percentage females and males who selected "Prevent violence sexual harassment in the workplace"



often chosen action). On closer inspection, this option is particularly popular among respondents aged 18 to 24, compared to their elders aged 60 and older in South Africa (22 percentage point), Australia (13 percentage point), and New Zealand (9 percentage point). Meanwhile, the exact opposite is observed in differences between the youngest and oldest respondents in Tunisia (48 percentage point), Colombia (21 percentage point), India (19 percentage point), Japan (12 percentage point), Kenya (10 percentage point), and New Zealand (9 percentage point), where older respondents selected the option more frequently.

Although *“achieving equal access to education and professional training for women and men”* could be considered an important medium and

long-term investment, respondents seem to prefer more direct measures that would yield results in the short-term (with the exception of Kenya, where this measure is chosen by 51% of respondents).

It is also interesting to note that, except in Japan, the more traditional dimensions of gender inequality (such as sharing housework or the right to childcare) receive relatively less attention from respondents as areas on which governments should take action. However, one would caution to draw conclusions on this particular finding, especially in light of the responses on personal experiences during COVID-19, when time spent on household work has increased across all countries studied and is particularly evident for women in many countries (pages XXX and XXX).

FEMINIST MOVEMENTS AND LEADERSHIP: POWER-SHARING MEASURES AIMED AT WOMEN MUST INCLUDE POLITICAL, SOCIAL, CULTURAL, AND ECONOMIC DIMENSIONS

ENABLING FEMINIST MOVEMENTS AND LEADERSHIP

On average, “*feminist movements and leadership*” is ranked third among priority areas for government investment on gender equality across the 17 countries. Looking more closely, countries that support this priority area most are China, Japan, Kenya, and South Africa, where 54% to 70% ranked this issue as a priority (first, second, and third

choices cumulated). On the contrary, respondents in Argentina (69%), New Zealand, and the United States (both 61%) did not consider women’s participation in politics and social movements as one of their top three priorities in order for their governments to achieve gender equality.

RESPONDENTS IN KENYA ARE PARTICULARLY EAGER TO SEE MORE WOMEN IN PUBLIC LIFE



Seven in 10 respondents in Kenya think the government should “*improve women’s participation and leadership in politics, and cultural and social movements*” in order to advance gender equality in the country, and 28% think it should be the top priority. Kenya is the only country in the survey where this

area outranks women’s economic justice and rights in terms of perceived priority. The 2010 Constitution mandates that no one gender can occupy more than two-thirds of elected or appointed positions.⁷³ Yet, women currently occupy only 22% of parliamentary seats and 26% of ministerial positions.⁷⁴

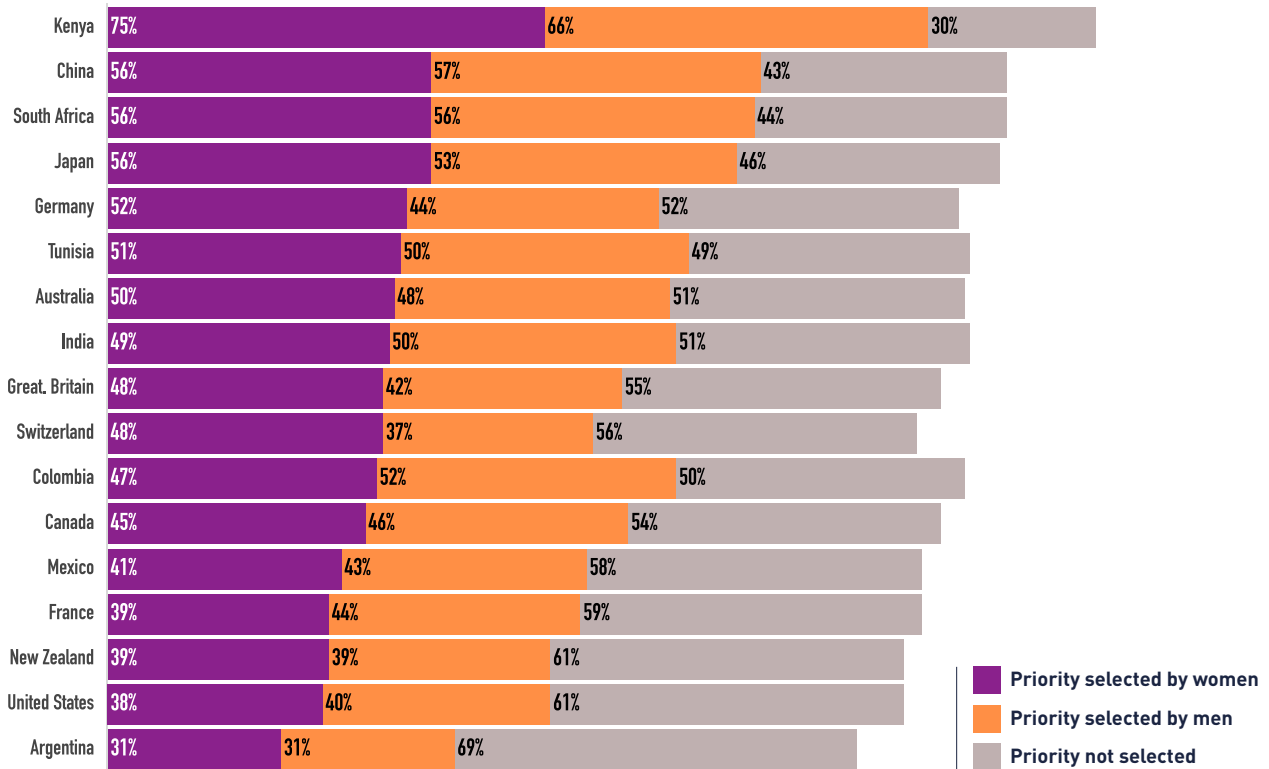
⁷³ Kenya Law, *The Constitution of Kenya*, 2010.

⁷⁴ Inter-Parliamentary Union and UN Women, “*Women in Politics: 2020*”.



THINKING ABOUT THE LIST OF OPTIONS BELOW, PLEASE INDICATE WHAT YOU THINK ARE THE FIRST, SECOND, AND THIRD MOST IMPORTANT AREAS YOUR GOVERNMENT SHOULD FOCUS ON TO IMPROVE GENDER EQUALITY IN YOUR COUNTRY.

Percentage females and males who selected “Improve women’s participation and leadership in politics, and cultural and social movements”



Male and female respondents equally support gender parity in political and social decision-making bodies, except in Switzerland (11 percentage point difference between male and female respondents), Kenya (9 percentage point), and Germany (8 percentage point) with males showing more support.

Age is an important factor for some countries but in varied ways. In Colombia, India, Japan, and Tunisia, younger respondents were less likely to select this priority (24 percentage point difference on average across the four countries), while the opposite was true in Canada and South Africa (10 percentage point).

IN CANADA, YOUNG PEOPLE SUPPORT INVESTMENTS IN FEMINIST MOVEMENTS AND LEADERSHIP



In Canada, respondents aged 18 to 24 are especially in favor of their government investing in feminist movements and leadership, compared to older respondents. Indeed, 57% of them think it should be one of the priorities to improve gender equality in the country, compared to 44% of respondents aged 25 and older. This decision could be linked with their perceptions of the origins of gender inequalities in the country: 33% of young respondents believe they stem from the unequal representation of women in politics, compared to 21% of older respondents.

To achieve a better balance, they would particularly like their government to “support women’s participation in peace processes and as human rights defenders” (38%, compared to 20% of those aged 25 and older) and “fund feminist movements and other women’s political, cultural, and social movements” (33%, compared to 12%). In addition, 60% of respondents aged 18 to 24 believe having gender quotas is a good way to advance gender equality in Canada, compared to 39% of those aged 25 and older.

RESPONDENTS' PRIORITIES TO PROMOTE FEMINIST MOVEMENTS AND LEADERSHIP



Key finding: To encourage feminist movements and leadership, respondents across the 17 countries think that their government should, in order of priority: “support women’s political leadership and participation,” “achieve equal representation of women in politics” and “support women’s participation in peace processes and as human rights defenders,” as well as their “equal representation on boards of companies.”

Measures that governments should take in regard to feminist movements and leadership that garnered the most support across all 17 countries were as follows:

- “Support women’s political leadership and participation”: an average of 38% of respondents. In eight countries this was the top priority for government action to support women’s political leadership and participation;
- “Achieve equal representation of women in politics (for example equal representation in legislative and government bodies)”: an average of 38% of respondents;
- “Support women’s participation in peace processes and as human rights defenders”: an average of 30% of respondents;
- “Achieve equal representation of women on boards of companies”: an average of 30% of respondents;
- “Support specifically young women’s participation in politics and movements”: an average of 29% of respondents, the most often cited action in Tunisia;
- “Ensure the safety of feminist activists and women involved in politics”: an average of 25% of respondents;
- “Fund feminist movements and other women’s political, cultural, and social movements”: an average of 16% of respondents.



WHICH ACTIONS, IF ANY, SHOULD YOUR GOVERNMENT TAKE TO IMPROVE GIRLS’ AND WOMEN’S PARTICIPATION AND LEADERSHIP IN POLITICS, AND CULTURAL AND SOCIAL MOVEMENTS IN YOUR COUNTRY?

SUPPORT WOMEN’S POLITICAL LEADERSHIP AND PARTICIPATION (Average of 17 countries) 38%



ACHIEVE EQUAL REPRESENTATION OF WOMEN IN POLITICS (FOR EXAMPLE, EQUAL REPRESENTATION IN LEGISLATIVE AND GOVERNMENT BODIES) (38%)



SUPPORT WOMEN’S PARTICIPATION IN PEACE PROCESSES AND AS HUMAN RIGHTS DEFENDERS (30%)



ACHIEVE EQUAL REPRESENTATION OF WOMEN ON BOARDS OF COMPANIES (30%)



SUPPORT SPECIFICALLY YOUNG WOMEN’S PARTICIPATION IN POLITICS AND MOVEMENTS (29%)



ENSURE THE SAFETY OF FEMINIST ACTIVISTS AND WOMEN INVOLVED IN POLITICS (25%)



FUND FEMINIST MOVEMENTS AND OTHER WOMEN’S POLITICAL, CULTURAL, AND SOCIAL MOVEMENTS (16%)



NONE; MY GOVERNMENT SHOULD NOT IMPROVE WOMEN’S REPRESENTATION IN LEADERSHIP AND POLITICAL ROLES AND IN MOVEMENTS (7%)



DON’T KNOW (9%)



Respondents agree that women’s participation in politics is required to reach gender equality. Their answers also show that they are interested in both economic power and political power when it comes to equal representation of women and men. On average, 30% select “achieve equal representation of women on boards of companies” (ranked third), whereas 38% of respondents select “achieve equal representation in politics” (ranked second). These sentiments suggest a role for both government and the private sector in ensuring parity across genders.

When analyzing country-level findings, equal representation of women in political bodies as a priority is particularly high in responses from Kenya (61%), Japan (50%), Mexico (46%), South Africa, India and Colombia (43%), and France (41%), compared to Germany (24%) and the United States (25%). A related item, “support women’s political leadership and participation,” receives a similar level of support overall, as does (to a slightly

lesser degree) the proposal to “achieve equal representation of women on boards of companies.”

“Support women’s participation in peace processes and as human rights defenders” gains particular traction with respondents in Kenya (50%), Colombia (41%), South Africa (39%), and Mexico (37%), countries where this issue was or has been under active debate,⁷⁵ and India (38%) and China (36%). On average, similar results are seen for “ensuring the safety of feminist activists and women involved in politics.”

It should be noted that in five high-income countries, respondents aged 18 to 24 are less likely than respondents aged 60 and older to oppose the mobilization of their governments to promote the representation of women in decision-making bodies: the United States (20 percentage point difference), Australia (16 percentage point), New Zealand (14 percentage point), Switzerland (12 percentage point), and Great Britain (11 percentage point).

SUPPORTING WOMEN’S POLITICAL LEADERSHIP AND PARTICIPATION

This measure is closely related to the second most popular choice (“achieve equal representation of women in politics”), which also concerns women’s participation in international, national, or local decision-making bodies. Looking at the results across

the 17 different countries surveyed, a solid consensus comes through around the need for governments to achieve gender equality by introducing strong measures to tackle the under-representation of women in all political decision-making bodies.

WOMEN IN POLITICAL LEADERSHIP: A SNAPSHOT

At the global level, women only occupy less than one in four parliamentary seats.⁷⁶ The 17 countries in the sample reflect the varying degrees of progress achieved across the world. Nine of them have reached the 30% mark for female representation in the parliament endorsed in the Beijing Platform for Action,⁷⁷ five of them are in line with the global average,⁷⁸ while three lag behind: Colombia (18%), India (14%), and Japan (10%). Similarly, the proportion of ministerial positions occupied by women is higher than 30% in nine countries,⁷⁹ as it is between 20% and 30% in three countries⁸⁰ and below 20% in five.⁸¹ Yet, respondents living in countries where executive and legislative bodies are gender-balanced are not less likely to call for a better representation of women in politics. For example, respondents in South Africa (where 46% of members of parliament

and 48% of ministers are women) are as likely as those in India (where 14% of members of parliament and 13% of ministers are women) to declare they would like their government to achieve equal representation of women in politics (43%).

When women are involved in the generation of policies, the policies are more effective. However, women continue to be sidelined from decision-making and leadership positions — and this holds true in real-time — and as the world grapples with the unprecedented challenge of COVID-19. While survey participants believe that women should be involved in all aspects of the global health response and recovery efforts to COVID-19 (page 77), women have been underrepresented across COVID-19 response committees worldwide.⁸²

⁷⁵ Marie O’Reilly, Andrea Ó Súilleabháin, and Thania Paffenholz, *Reimagining Peacemaking: Women’s Roles in Peace Processes* (New York: International Peace Institute, 2015).
⁷⁶ Inter-Parliamentary Union and UN Women, “Women in Politics: 2020”.
⁷⁷ Mexico (48%), South Africa (46%), Switzerland (42%), Argentina (41%), New Zealand (41%), France (40%), Great Britain (34%), Australia (31%), and Germany (31%).
⁷⁸ Canada (29%), China (25%), Tunisia (25%), the United States (23%), and Kenya (22%).
⁷⁹ Colombia (58%), France (53%), Canada (50%), South Africa (48%), Switzerland (43%), Germany (40%), Mexico (35%), and New Zealand and Great Britain (30%).
⁸⁰ Australia (27%), Kenya (26%), and Argentina (23%).
⁸¹ The United States (19%), Japan (16%), India (13%), and Tunisia and China (7%).
⁸² CARE, *Where are the women? The Conspicuous Absence of Women in COVID-19 Response Teams and Plans, and Why we Need Them* (CARE, 2020).

“Achieve equal representation of women in politics” receives practically the same attention from both female and male respondents in most countries (on average, less than 4 percentage points between male and female answers). The exceptions being Kenya (22 percentage point), Australia (11 percentage point), and Great Britain (10 percentage point), where male and female responses differ significantly, with females showing more support.

Attaining equal representation particularly appeals to those female and male respondents aged 60 and older in France and Japan, perhaps given calls for parity made by the feminist movements of earlier generations. In India and Kenya, support for parity

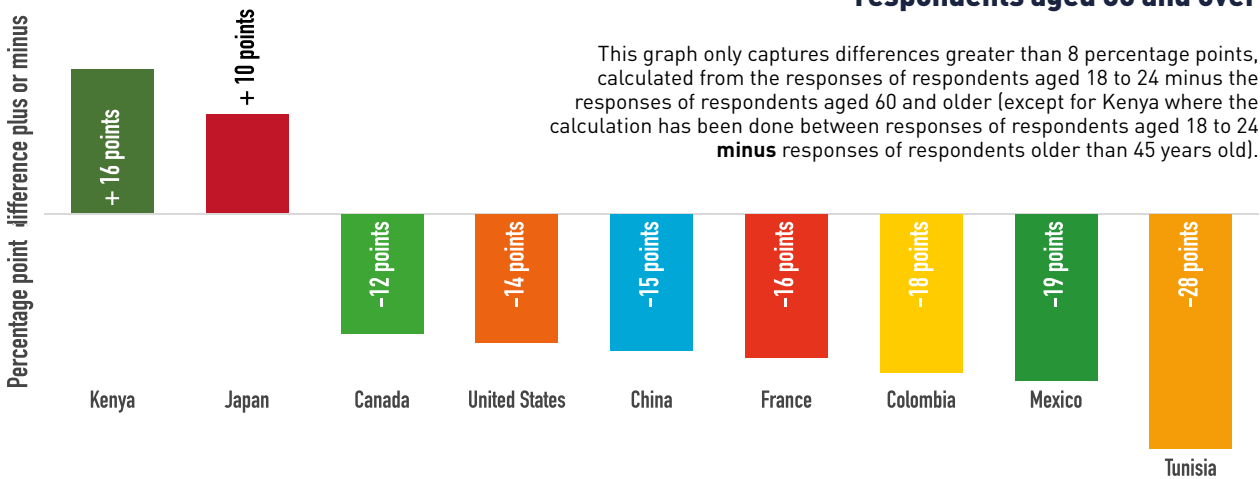
increases with age, compared to New Zealand, where the opposite is true.

“Supporting women’s political leadership and participation” appears to be of less interest for respondents under the age of 25 compared with older respondents, except for Kenya and Japan. This ranges from a 28 percentage point difference in Tunisia to a two percentage point difference in India and Australia). Conversely, approval for this idea increases for the respondents aged 60 and older in Canada and France and also increases with age in China, Colombia, Mexico, Tunisia, and the United States.



SUPPORT WOMEN’S POLITICAL LEADERSHIP AND PARTICIPATION

Difference in percentage points observed in the responses of respondents aged 18 to 24 in comparison to the responses of respondents aged 60 and over



ACHIEVE EQUAL REPRESENTATION OF WOMEN ON BOARDS OF COMPANIES

On average across the 17 countries, 30% of respondents believe that in order to promote women’s participation and leadership, their government should implement measures to “achieve equal representation of women on boards of companies.” Here again, women and men share the same views on the necessity for some form of parity in the private sector. This measure is backed more strongly by respondents from South Africa and France (38% and 36%, respectively), in contrast to milder support in Germany and the United States (21 and 24%, respectively). In the 14 countries of the sample with available data,⁸³ women occupy, on average, one in four seats on boards of the largest publicly listed companies, and none attained parity,⁸⁴ demonstrating a need for additional efforts to address this gap.

Support for this measure does not vary with age, except in Japan (46 percentage points) and Australia (14 percentage points), where more respondents aged 18 to 24 than aged 60 and older think that “women’s representation on boards of companies” must be improved. The opposite is true for Kenya, where fewer young respondents hold this view (18 percentage points).

Level of income does not appear to influence answers on this measure, except for India, where 48% of respondents with the 20% highest income supported “achieving equal representation of women on boards of companies,” some 12 percentage points more than the average for the country.

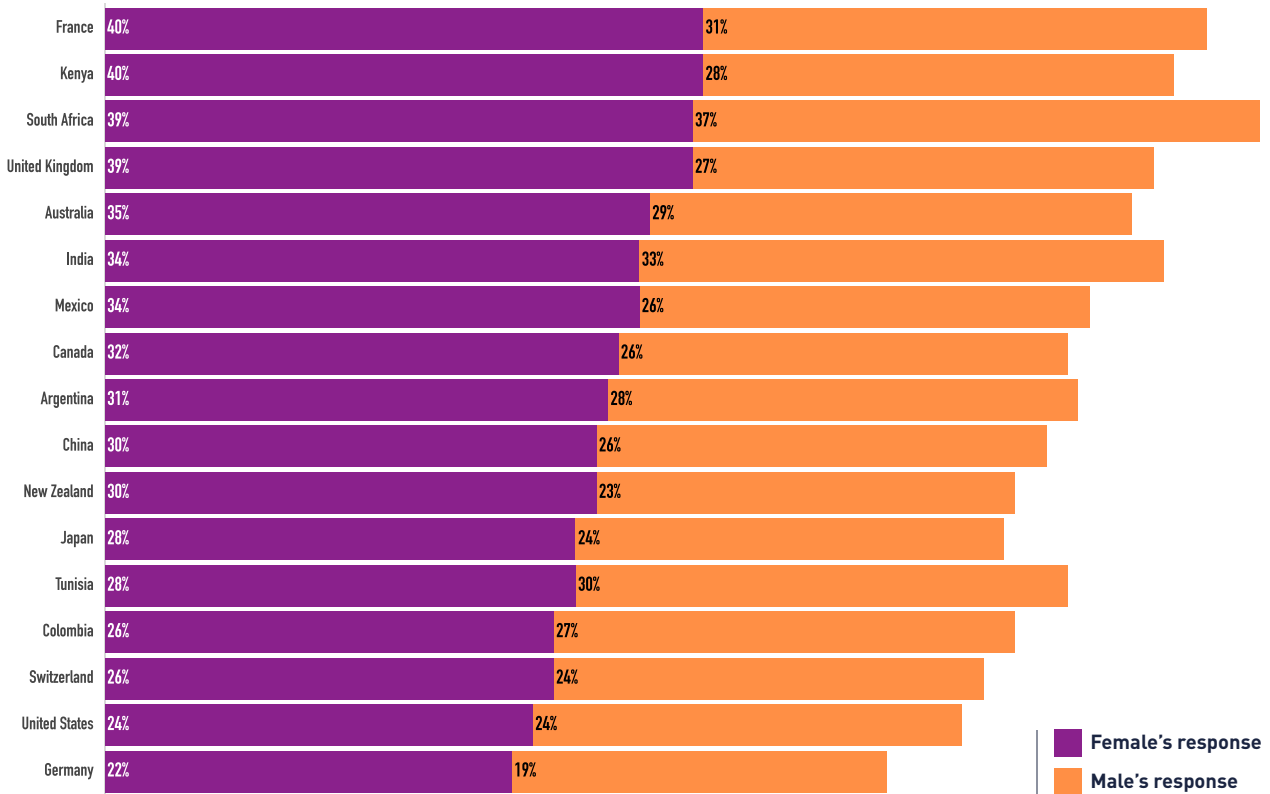
⁸³ France (45%), New Zealand (38%), Germany (36%), Great Britain (33%), Australia (31%), Canada (29%), South Africa (28%), the United States (26%), Switzerland (25%), India (16%), Colombia (14%), China (11%), Japan and Mexico (8%).

⁸⁴ OECD, “Employment: Female share on boards of the largest publicly listed companies,” 2019, accessed on September 10, 2020.



THINKING ABOUT THE LIST OF OPTIONS BELOW, PLEASE INDICATE WHAT YOU THINK ARE THE FIRST, SECOND, AND THIRD MOST IMPORTANT AREAS YOUR GOVERNMENT SHOULD FOCUS ON TO IMPROVE GENDER EQUALITY IN YOUR COUNTRY.

Achieve Equal Representation Of Women On Boards Of Companies



A STRONG CONSENSUS IN FAVOR OF GENDER QUOTAS FOR POLITICAL DECISION-MAKING BODIES

Women remain underrepresented in politics around the world, with men holding more than three quarters of parliamentary seats.⁸⁵ However, over the past 25 years, the proportion of women holding positions in single or lower houses of parliament has slowly increased, more than doubling to 25%.⁸⁶ Even if the trend is in favor of a rebalancing, the progressive integration of women in all strata of policymaking (at the national and subnational levels) is slow and varies greatly across countries. The survey explored citizens' opinions on gender quotas as a mechanism to increase women's leadership.

On average, 53% of respondents "agree" that implementing gender quotas in all political decision-making bodies is a good way to advance gender equality in their own country. Quotas are widely supported in all countries, particularly in Kenya (80%), India (75%) South Africa and China (69% each). An average of 23% of respondents from the 17 countries "neither agree nor disagree" with this measure, while 20% "disagree" with percentages highlighting a more obvious disagreement in certain countries: New Zealand (34%), the United States (29%), Switzerland and Canada (26%), and Mexico (26%).

INTRODUCING QUOTAS IN POLITICS: A PRIORITY FOR WOMEN AND YOUNG PEOPLE

As previously seen in this study, the "equal representation of women" in decision-making bodies (both in politics and/or on boards of companies) and legislative changes

such as "reform laws to promote equality between women and men and end discrimination against women" are perceived as the two main priorities to advance gender equality at a national scale.

⁸⁵ UN Women, *Gender Equality: Women's Rights in Review 25 Years after Beijing* (New York: UN Women, 2020).
⁸⁶ UN Women, *Gender Equality: Women's Rights in Review 25 Years after Beijing* (New York: UN Women, 2020).

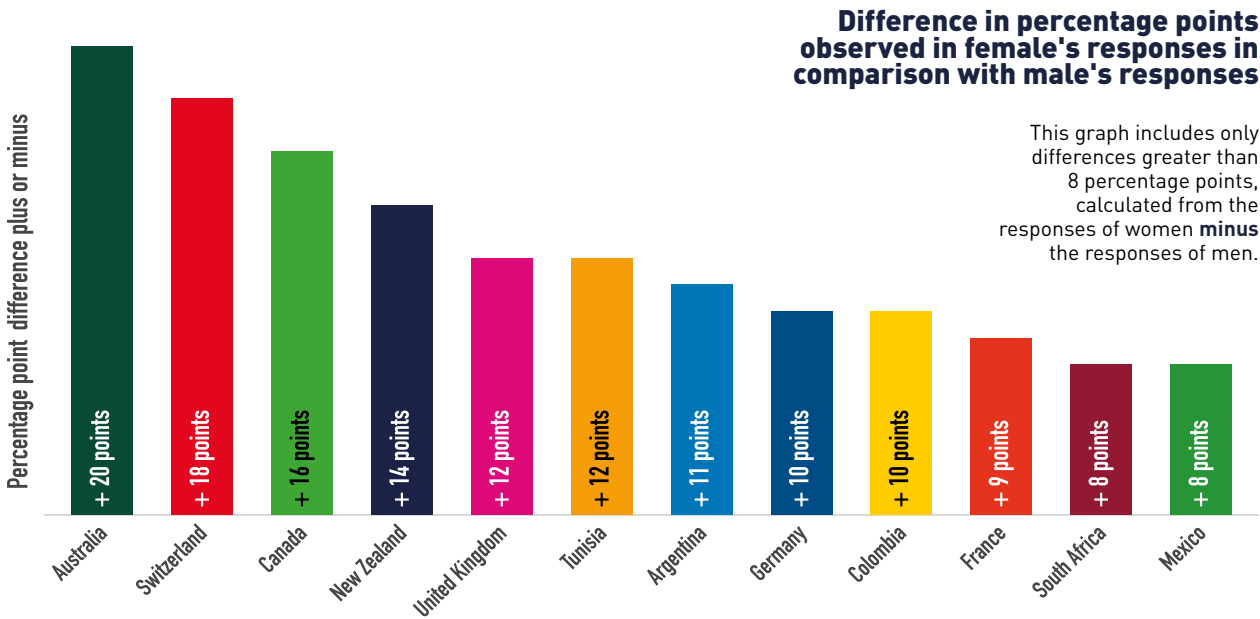
The respondents who identify legal reforms as a priority to advance equality in their country are more likely to be in favor of the introduction of quotas (63%) than the others (46%).

In 12 out of the 17 surveyed countries, the introduction of quotas in politics is more widely supported by women than men (on average 10 percentage points). Women outnumber men in expressing or recognizing that, in order to make

progress on gender equality in their country, it is vital that they participate equally in political decision making. There is also stronger support among young respondents, both male and female. On average, in the 17 countries, 54% of male respondents and 62% of female respondents aged 18 to 24 support this measure, and these percentages steadily decrease to 45% of males and 49% of females aged 60 and older.



IMPOSING GENDER QUOTAS, THAT IS, HAVING A PROPORTION OF SEATS FOR WOMEN IN ALL POLITICAL DECISION-MAKING BODIES, IS A GOOD WAY TO ADVANCE GENDER EQUALITY IN YOUR COUNTRY



BODILY AUTONOMY AND SEXUAL AND REPRODUCTIVE HEALTH AND RIGHTS: A DEMAND FOR BETTER ACCESS TO SERVICES AND INFORMATION


BODILY AUTONOMY AND SEXUAL AND REPRODUCTIVE HEALTH AND RIGHTS: EQUALLY IMPORTANT TO WOMEN AND MEN

Improving “*bodily autonomy and sexual and reproductive health and rights*” ranks in fourth place, tied with “*technology and innovation for gender equality*.” Close to a third of respondents across the 17 countries (31%) rank it as one of the three top priorities for governments to focus on to advance gender equality. The highest support for governmental focus in this area comes from Argentina, where one in two respondents select this area as an important topic (50%), and support for this topic ranges from Argentina as a high point down to 12% in Tunisia.

With the exception of Tunisia, middle-income countries are more likely to rank the issue as a **top** priority compared to high-income countries. For example, 15% of respondents in Argentina, 13% of respondents in China, and 10% of respondents in India rank SRHR as the top priority their governments should focus on. Conversely, respondents from Tunisia (2%), Germany and South Africa (5%), and Switzerland (4%) are the most likely to select this topic. In general, the different responses to this question may be influenced by the availability and accessibility of health services and systems, particularly SRH services in each country. Additionally, sociocultural norms and stigma around SRHR may also impact survey results, possibly leading to underreporting of SRHR as a key issue area. In Tunisia, for example, SRHR remains a highly controversial social and political issue, and related survey questions had to be removed after a number of respondents expressed concern about giving their views on what they consider a personal and private matter.

Despite hard-fought gains in the area of SRHR in the past 25 years, there are persistent gaps in availability and accessibility of SRHR services. Given the political, social, environmental, and health changes the world is facing, SRHR is at

risk of being deprioritized. For example, during the COVID-19 pandemic, disruptions to sexual and reproductive health (SRH) services, in combination with lockdown measures, are predicted to increase the number of unintended pregnancies, maternal deaths, and unsafe abortions (page XXX).⁸⁷ When SRHR are not upheld, girls and women are not able to fully participate in society, impacting individual and collective well-being. Action to address unmet needs and uphold SRHR are necessary to prevent increasing social inequalities in access to SRHR and to meet the SDGs.



⁸⁷ Guttmacher Institute, “Estimates of the Potential Impact of the COVID-19 Pandemic on Sexual and Reproductive Health in Low- and Middle-Income Countries,” *International Perspectives on Sexual and Reproductive Health* 46 (April 2020):73-76.

STATUS OF SEXUAL AND REPRODUCTIVE HEALTH AND RIGHTS



- 218 million women of reproductive age in low- and middle-income countries (LMICs) have an unmet need for modern contraception;⁸⁸
- Close to 50% of adolescent pregnancies in LMICs are unintended;⁸⁹
- 133 million women of reproductive age in LMICs do not receive treatment for one of the four major STIs;⁹⁰
- 20.1 million girls and women are living with HIV;⁹¹
- 35 million women have unsafe abortions each year, contributing to 4.7–13.2% of maternal deaths;^{92,93}
- In 2017, 42% of women of reproductive age lived in countries where abortion is highly restricted;⁹⁴
- Women migrant workers are more susceptible to being trafficked for sexual exploitation, constituting 98% of all such victims;⁹⁵
- Only one in five countries experiencing conflict report they provided girls and women with access to sexual and reproductive health services;⁹⁶
- It is estimated that 60% of preventable maternal deaths occur in the 50 most fragile states, many of which are affected by conflict and natural disasters;⁹⁷
- Across 12 months, modest disruptions to SRH services due to the COVID-19 pandemic across LMICs will lead to an additional:⁹⁸
 - 49 million women with unmet needs for modern contraceptives;
 - 15 million unintended pregnancies;
 - 28,000 maternal deaths; and
 - 3.3 million unsafe abortions.

Some correlation between gender and opinions and perspectives: aside from South Africa, Switzerland, and Tunisia, female respondents generally prioritize bodily autonomy and sexual

and reproductive health and rights more than males, particularly in Argentina (11 percentage points) and Japan (10 percentage points).

SUPPORT FOR MORE INVESTMENTS IN SRHR IS HIGH IN ARGENTINA



In Argentina, one in two respondents believe women's bodily autonomy and SRHR are among the three most important areas the government should focus on to improve gender equality in the country. Support is especially high among female respondents (55%, compared to 44% of males) and, in particular, among female respondents of reproductive age (61% of those aged 18 to 44). It has been a central topic in the country for the past few years, with women's rights movements campaigning for the legalization of abortion.⁹⁹ The situation of Argentinian girls' and women's

SRHR is mixed: the adolescent birth rate, at 54 births per 1,000 adolescents aged 15 to 19, is above the world average (41 births per 1,000 adolescents) but below the regional average (61 births per 1,000 adolescents); the proportion of women married or in union who have an unmet need for family planning is in line with the world average of 11% but slightly above the regional average of 10%; and the maternal mortality ratio, at 39 deaths per 100,000 live births, is below the world average (211 deaths per 100,000 live births) and the regional average (74 deaths per 100,000 live births).¹⁰⁰

⁸⁸ Elizabeth Sully et al., *Adding It Up: Investing in Sexual and Reproductive Health 2019* (New York: Guttmacher Institute, 2020).

⁸⁹ Ibid

⁹⁰ Ibid

⁹¹ UNAIDS, "Girls and Women Living with HIV," July 6, 2020.

⁹² Elizabeth Sully et al., *Adding It Up: Investing in Sexual and Reproductive Health 2019* (New York: Guttmacher Institute, 2020).

⁹³ World Health Organization, "Preventing unsafe abortion," last modified September 25, 2020.

⁹⁴ Sushaela Singh et al., *Abortion Worldwide 2017: Uneven Progress and Unequal Access* (New York: Guttmacher Institute, 2018).

⁹⁵ UN Women, "Research paper: Women Migrant Workers' journey through the margins," November, 2016.

⁹⁶ UN Economic and Social Council. Report of the Secretary General: *Review and appraisal of the implementation of the Beijing Declaration and Platform for Action and the outcomes of the twenty-third special session of the General Assembly*, December 13, 2019.

⁹⁷ Zeid, S., et al. Women's, children's, and adolescents' health in humanitarian and other crises. "British Medical Journal 351" (2015): h4346.

⁹⁸ Guttmacher Institute. "Estimates of the Potential Impact of the COVID-19 Pandemic on Sexual and Reproductive Health in Low- and Middle-Income Countries." International Perspectives on Sexual and Reproductive Health, V46:73-76. April, 2020.

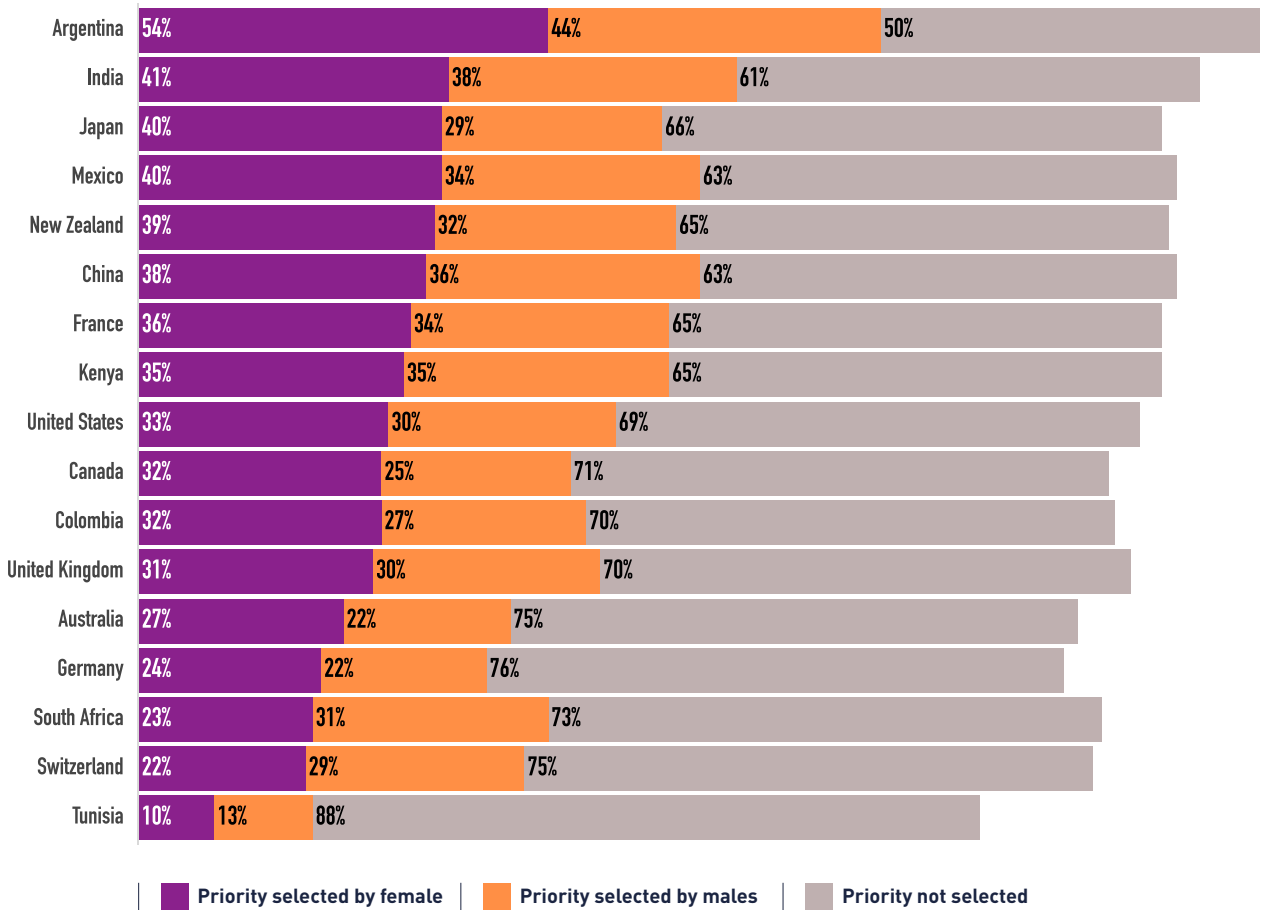
⁹⁹ Human Rights Watch. "A Case for Legal Abortion: The Human of Barriers to Sexual and Reproductive Health in Argentina," 2020.

¹⁰⁰ United Nations Population Fund, "World Population Dashboard: Argentina," accessed October 2020.



THINKING ABOUT THE LIST OF OPTIONS BELOW, PLEASE INDICATE WHAT YOU THINK ARE THE FIRST, SECOND, AND THIRD MOST IMPORTANT AREAS YOUR GOVERNMENT SHOULD FOCUS ON TO IMPROVE GENDER EQUALITY IN YOUR COUNTRY.

Percentage of females and males who selected “Provide access to contraception and family planning, good maternal health, sex education in schools”



SUPPORT FOR ACCESS TO SRHR IS STRONGLY ASSOCIATED WITH THE AGE OF THE RESPONDENT AND DECREASES WITH AGE

Support ranges, on average, from 38% among respondents aged 18 to 24 down to 23% for those aged 60 and older. Support is also especially strong among women and men of reproductive age. On average across the 17 countries, one in three women and men aged 18 to 44 cite this area as one of the priorities to promote gender equality in their country, compared to one in four women and men aged 45 and older.

On average, there is a preference for the SRHR topic amongst respondents living in an urban setting compared to those living in a rural setting. This is particularly true in Japan (21 percentage point difference), Argentina, and Kenya (13 percentage point difference).

RESPONDENTS' PRIORITIES TO SECURE BODILY AUTONOMY AND SRHR



Key finding: When it comes to priorities for government action for bodily autonomy and sexual and reproductive health, respondents from the 17 countries express strongest support for “increase access to sexual health services,” “increase access to accurate information, including sexual education in schools,” and “increase youth engagement in the implementation of sexual and reproductive health services.”

This question looks at views on the measures that governments should prioritize to increase “bodily autonomy and sexual and reproductive health and rights.”¹⁰¹ There is a significantly higher percentage of respondents across all high-income countries in the sample who state they “do not know” what their governments should do to improve SRHR in their own countries (11–20%), compared to respondents in middle-income countries (Argentina, China, Colombia, India, Kenya, Mexico, and South Africa: 1–3%).

In general, governments should stop politicizing this issue as public opinion and support is largely consistent for various government measures in this area (not applicable for Tunisia). In the majority of countries surveyed, women’s and men’s views are relatively similar regarding the different measures proposed for bodily autonomy and SRHR.

Measures that garnered the most support across all 16 countries were as follows:

- “Increase access to sexual health services (for example prevention, testing, and treatment options for sexually transmitted infections, including HIV/AIDS)”: an average of 42%;
- “Increase access to accurate information, including sexual education in schools”: an average of 41%;
- “Increase youth engagement in the implementation of sexual and reproductive health services” (for example consulting youth to better deliver contraception): an average of 33%;
- “Increase access to contraception and family planning options”: an average of 31%;
- “Prioritize the needs of women from marginalized groups (women with disabilities, ethnic minorities, LGBTQIA+ people, refugees and migrants)”: an average of 30%;
- “Increase access to legal abortion and post-abortion care”: an average of 24%;
- “Reduce the number of women dying during or after pregnancy and from childbirth”: an average of 21%.

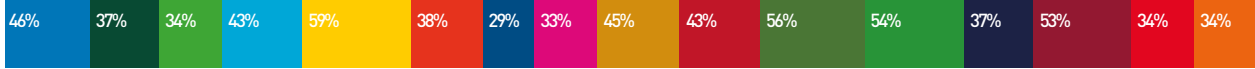


¹⁰¹ This question has been raised in 16 countries only as a certain number of respondents in Tunisia expressed concerns about giving their views on what they considered was a personal and private matter.

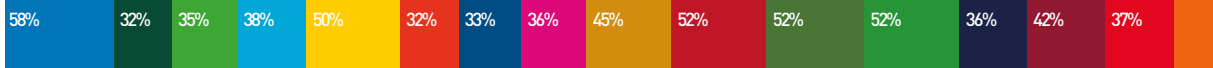


WHICH ACTIONS, IF ANY, SHOULD YOUR GOVERNMENT TAKE TO IMPROVE WOMEN'S SEXUAL AND REPRODUCTIVE HEALTH AND RIGHTS IN YOUR COUNTRY?

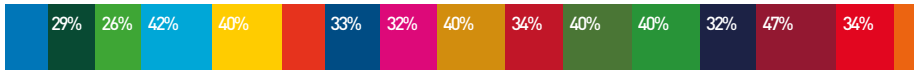
INCREASE ACCESS TO SEXUAL HEALTH SERVICES (FOR EXAMPLE, PREVENTION, TESTING, AND TREATMENT OPTIONS FOR SEXUALLY TRANSMITTED INFECTIONS, INCLUDING HIV/AIDS) (Average of 16 countries 42%)



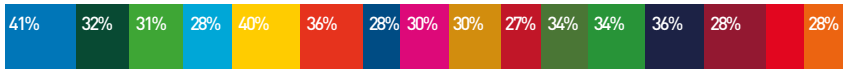
INCREASE ACCESS TO ACCURATE INFORMATION INCLUDING SEXUAL EDUCATION IN SCHOOLS (41%)



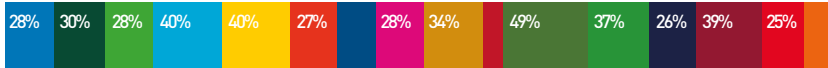
INCREASE YOUTH ENGAGEMENT IN THE IMPLEMENTATION OF SEXUAL AND REPRODUCTIVE HEALTH SERVICES (FOR EXAMPLE, CONSULTING YOUTH TO BETTER DELIVER CONTRACEPTION) (33%)



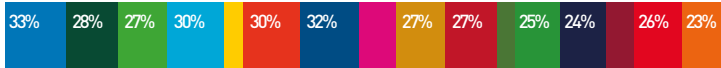
INCREASE ACCESS TO CONTRACEPTION AND FAMILY PLANNING OPTIONS (31%)



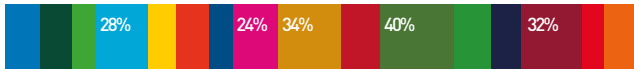
PRIORITIZE THE NEEDS OF WOMEN FROM MARGINALIZED GROUPS (FOR EXAMPLE, WOMEN WITH DISABILITIES, ETHNIC MINORITIES, LGBT+ INDIVIDUALS, REFUGEES, AND MIGRANTS) (30%)



INCREASE ACCESS TO LEGAL ABORTION AND POST-ABORTION CARE (24%)



REDUCE THE NUMBER OF WOMEN DYING DURING OR AFTER PREGNANCIES AND FROM CHILDBIRTH (21%)



NONE - MY GOVERNMENT SHOULD NOT IMPROVE WOMEN'S RIGHTS TO SEXUAL AND REPRODUCTIVE HEALTH (4%)



DON'T KNOW (9%)



- Argentina
- Australia
- Canada
- China
- Colombia
- France
- Germany
- Great Britain
- India
- Japan
- Kenya
- Mexico
- New Zealand
- South Africa
- Switzerland
- United States

PROVIDING ACCESS TO SEXUAL HEALTH SERVICES

Fifteen out of the 16 countries surveyed identify the need to provide access to sexual health services, for example, to support treatment for STDs such as HIV/AIDS as a key measure to implement. This is strongly supported by the majority of respondents in Colombia (59%), South Africa (53%), and Kenya and Mexico (54%). Globally, 38 million people were living with HIV in 2019.¹⁰² In the past decade, there have been large advances in improving access to antiretroviral therapy, with 25.4 million people having access in 2019 compared to 6.4 million in 2009.¹⁰³ However, there is still a clear gap in need to address HIV/AIDS and other STDs that have ongoing ebbs and flows in prevalence rates that need to be lowered.

Overall, support for “increasing access to sexual health services” decreases as age increases (46% amongst those aged 18 to 24 down to 40% amongst those 60 and over). This is driven by Japan, Germany, Australia, and Great Britain, where younger respondents are significantly more likely to select this answer (33 percentage point difference; 15, 13, 11, respectively). Conversely, those over the age of 60 in Colombia and India are more likely to support this measure compared to the youngest respondents (17 and 19 percentage point difference, respectively).

¹⁰² UNAIDS, “Global HIV & AIDS statistics – 2020 Fact Sheet,” accessed September 28, 2020.

¹⁰³ Ibid

IN INDIA, MIGRANT WOMEN CALL FOR INCREASED INVESTMENTS IN SRHR



In India, advancing women's SRHR appears particularly important to female respondents who migrated for a job or better economic opportunities. Indeed, 53% of them think it should be one of the top three priorities to improve gender equality in the country, compared to 35% of other female respondents. To achieve this, migrant female respondents in India are particularly likely to call on their government to "increase access to sexual health services" compared to other female respondents (16 percentage points difference), "increase youth engagement in the implementation of sexual and reproductive

health services" (13 percentage points), and "prioritize the needs of women from marginalized groups" (8 percentage points). The COVID-19 pandemic reinforced inequalities in this area. Indeed, 40% of female respondents who migrated for economic reasons declare they had "difficulty accessing contraception and other sexual health services" during this time, compared to 11% of other Indian female respondents. In addition, 26% had "difficulty accessing abortion options and/or post-abortion care," compared to 8% of other female respondents.

INCREASE ACCESS TO ACCURATE INFORMATION INCLUDING THE PROVISION OF SEXUAL EDUCATION

Support for "increased access to accurate information including sexual education in schools" is also selected as a measure to implement in 15 of the 16 countries, with the largest support coming from Argentina (58%), Japan, Kenya and Mexico (52%), and Colombia (50%). The lowest support for this measure comes from the United States (24%). There is similar support for this measure between female and male respondents, with the exception of Kenya, where females support this significantly more than males (61% vs. 43%). Comprehensive sexuality education, when implemented in line with the [United Nations' 2018 International Technical Guidance on Sexuality Education](#), has been found to increase knowledge about sexuality, increase condom and contraception use, and reduce risk taking.¹⁰⁴ The revised guidelines involve boys, teachers, and the community to tackle issues of sexuality, masculinities, unequal power

relations, and gender-based violence in order to reduce stigma, prevent gender-based violence, prevent unwanted pregnancies, and promote gender equality.

Age does not appear to be associated with support for this measure. However, the eldest respondents support this measure more than the youngest in Canada (21 percentage point difference) and Colombia (22 percentage points). In all countries, except Japan, respondents in urban areas show a higher level of support for this measure than those in rural settings. This difference is particularly larger in Colombia and Mexico (10 percentage points) and India (12 percentage points). Those with university or college education support the measure more than respondents without a college level education in India (10 percentage point difference) and Kenya (15 percentage point difference).

ENGAGING YOUTH IN THE IMPLEMENTATION OF SEXUAL AND REPRODUCTIVE HEALTH SERVICES

On average, a third of respondents want governments to "increase youth engagement in the implementation of sexual and reproductive health services." The response is similar amongst male and female respondents, except for Kenya, where male respondents support this measure significantly more than female respondents (46% vs. 34%).

There is no clear relationship between this measure and sociodemographics characteristics of

respondents, except in China, India, Japan, and Great Britain. In China, support for engaging youth in the implementation of SRHR decreases with age, from 51% of respondents aged 18 to 24 down to 30% of those aged 60 and older. In Japan, the lowest support for this measure is among the youngest respondents (16%), increasing up to 39% among those aged 60 and older. In China, India, and Great Britain, those with higher degrees of education support the measure more, while the opposite is true in Kenya.

¹⁰⁴ United Nations Educational Scientific and Cultural Organization. [International Technical Guidance on Sexuality Education: An Evidence-Informed Approach](#). Revised Ed. New York: UNESCO, 2018.

INCREASING ACCESS TO CONTRACEPTION AND FAMILY PLANNING OPTIONS REQUIRES THE PRIORITIZATION OF NEEDS FROM MARGINALIZED GROUPS

On average, 31% of respondents support “increasing access to contraception and family planning options.” This measure receives the most support in Argentina (41%) and Colombia (40%). In Colombia, women are more supportive of increasing access to contraception and family planning options than men (45% vs. 35%).

Improving general access to SRHR services will require the prioritization of the needs of individuals who usually encounter additional barriers to accessing sexual and reproductive health services (average support of 30% across all countries surveyed). Both

female and male respondents from middle-income countries are equally very supportive of the need for their governments to prioritize the SRHR needs of girls and women “from marginalized groups (for example, women with disabilities, ethnic minorities, LGBTQIA+, refugees, and migrants),” particularly in Kenya (49%), China and Colombia (40%), and South Africa (39%). Marginalized groups have lower levels of access to SRHR services due to various barriers, including stigma and cultural norms, discriminatory laws and practices, income inequalities, and distance to service providers, among others.¹⁰⁵



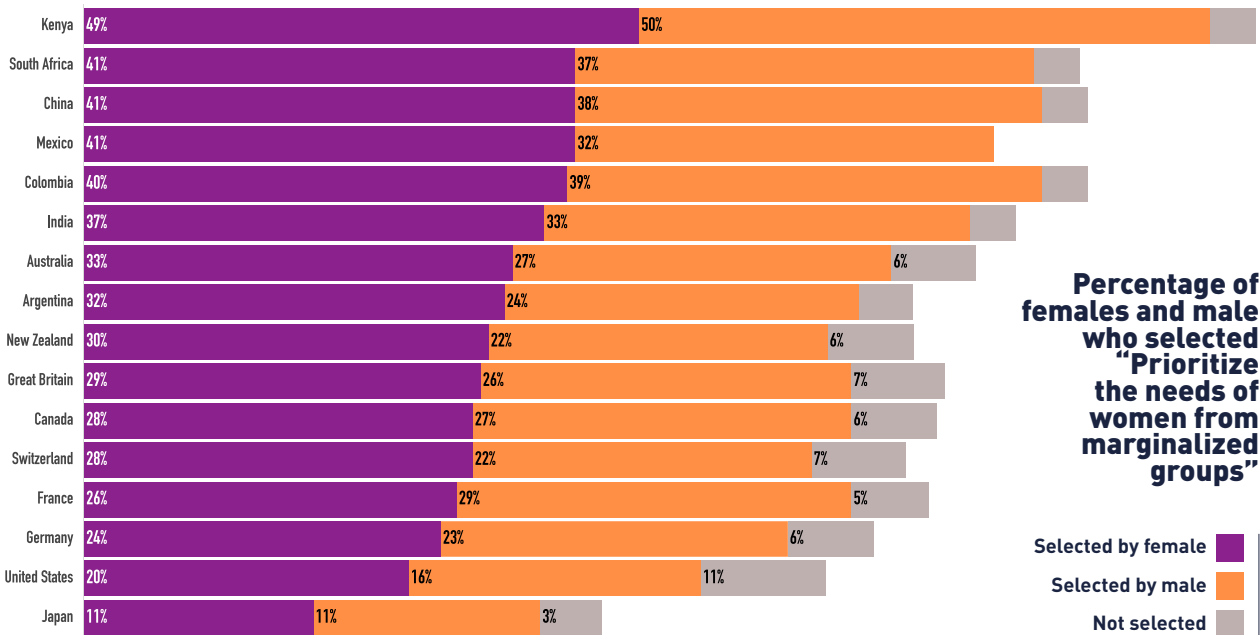
KEY FINDING: Young women express more support for upholding “sexual and reproductive health and rights”

This result might be linked with respondents’ likelihood of declaring ever having had difficulties accessing SRH services: young female respondents are twice as likely as older respondents to report “difficulties accessing [their] chosen method of contraception” (19% of female respondents aged 18 to 24, compared to 11% of female respondents aged 25 and over).

Adolescents, young adults, LGBTQIA+ youth, and unmarried women experience some of the greatest barriers in accessing sexual and reproductive health services due to issues including stigma and discrimination, costs of services, spousal and parental legal consent, cultural norms, issues with confidentiality and privacy, and lack of youth-friendly services, and others.¹⁰⁶



THINKING ABOUT THE LIST OF OPTIONS BELOW, PLEASE INDICATE WHAT YOU THINK ARE THE FIRST, SECOND, AND THIRD MOST IMPORTANT AREAS YOUR GOVERNMENT SHOULD FOCUS ON TO IMPROVE GENDER EQUALITY IN YOUR COUNTRY.



¹⁰⁵ UNFPA, *Unfinished Business: The pursuit of rights and choices for all. State of the World Population 2019* (New York: UNFPA, 2019).

¹⁰⁶ Patton, G. et al. “Our future: a Lancet commission on adolescent health and wellbeing” (2016)

IN FRANCE, YOUNG WOMEN CALL FOR IMPROVED SRHR



In France, one in three respondents (35%) mention the importance of upholding girls' and women's SRHR to improve gender equality in their country, close to the average of the 17 surveyed countries (32%). However, almost one in two women aged 18 to 24 (47%) think this should be among the priorities, compared to one in three women aged 25 and older (34%) and one in three men of all age groups (34%). The survey reveals that young women

in France more often report ever having had "difficulties accessing their chosen method of contraception" (16%, compared to 9% of those aged 25 and more) and "abortion and post-abortion care" (11%, compared to 4%). Young women are more likely than the rest of French respondents to call on their government to "increase access to accurate information" and to "prioritize the needs of women from marginalized groups."

SAFE ABORTION AND PREVENTING MATERNAL DEATHS

Approximately one in four respondents (24%) across 16 countries express support for "increasing access to legal abortion and post-abortion care." Support for increasing access to safe and legal abortion and post-abortion care is highest in Argentina (33%) and lowest in Kenya (10%). Out of the 17 countries surveyed, 10 countries have broadly progressive abortion laws making abortion available upon request. Gestational limits (i.e., the length of a pregnancy during which an abortion is permitted) may vary within countries based on provinces or states. Three out of the 17 countries allow abortion under broad social and economic grounds. Another three out of the 17 countries only allow abortion to preserve health, and one country sampled only allows abortions to save the woman's life.¹⁰⁷ There is no clear link between legal status of abortion and support for this measure.

Female respondents aged 18 to 24 (9%) report previously having more "difficulty accessing abortion and post-abortion care" than respondents aged 25 and older (5%). More details on women's life experiences with health, social, and economic issues are presented p.XXX.

Globally, 56% of unintended pregnancies end in induced abortions.¹⁰⁸ The higher proportion of

unsafe abortions occurs in countries with more restrictive legal settings.¹⁰⁹ Every year, 6.9 million women are treated for complications related to unsafe abortion, and unsafe abortion is a leading cause of maternal mortality.¹¹⁰ Abortions are safe when carried out as recommended by the WHO guidelines on safe abortion.¹¹¹ Progressive abortion laws need to be established to protect the health and well-being of adolescent girls and women.

In addition to those who support better access to abortion, 21% of respondents support "reducing the number of women dying during or after pregnancies and from childbirth." Respondents in Kenya (40%), South Africa (32%), and India (34%) demonstrate support for the reduction of maternal deaths at much higher rates than the average across the surveyed countries (21%). Additionally, female respondents in Kenya are particularly supportive of measures to reduce maternal mortality compared to male respondents (20 percentage point difference). Conversely, more male than female respondents in Japan are in favor of their government reducing maternal mortality "during and after pregnancy and from childbirth" (10 percentage point difference).

¹⁰⁷ Center for Reproductive Rights, "World Abortion Map."

¹⁰⁸ Susheela Singh et al., *Abortion Worldwide 2017: Uneven Progress and Unequal Access* (New York: Guttmacher Institute, 2018).

¹⁰⁹ Ibid.

¹¹⁰ Ibid.

¹¹¹ World Health Organization, *Safe abortion: technical and policy guidance for health systems. Second edition* (Geneva: w, 2012).

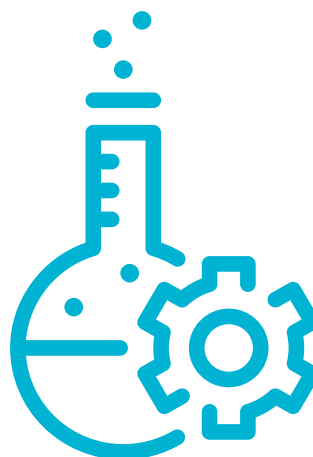
TECHNOLOGY AND INNOVATION FOR GENDER EQUALITY: A NON-POLARIZED ISSUE

A BET ON THE FUTURE: INVEST IN TECHNOLOGY AND INNOVATION TO PROMOTE GENDER EQUALITY

Technology and innovation to promote gender equality ranks in joint fourth position (together with bodily autonomy and SRHR) as a priority area for governments to take action to achieve gender equality.

Respondents' answers could reflect the necessity for women to have "their share" of the benefits to accessing big data, digital services, online learning and other information, communications, and technology-related innovations, which would improve gender equality. In an increasingly technological world, responses from this survey tend to confirm the support for investments in technology as a lever to reduce, rather than reinforce, gender inequality. In particular, the COVID-19 pandemic has highlighted the need for technology to be accessible to all in order to efficiently provide information, health, and social services.¹¹² Governments should work with the private sector to ensure technological advances are accessible and affordable for all populations, including by closing the gender digital divide.

Support for government prioritization in the areas of technology and innovation for gender equality ranges across countries, from close to half of respondents selecting this option in China (49%) down to a quarter of respondents in France (24%).



RESPONDENTS IN TUNISIA ARE EAGER TO SEE THEIR GOVERNMENT INVEST IN TECHNOLOGY AND INNOVATION FOR GENDER EQUALITY



Forty-five percent of respondents in Tunisia identify "investing in technology and innovation" as one of the priority areas to improve gender equality. Tunisia is the second country to most commonly cite this measure, after China (49%).

More precisely, 53% of respondents in Tunisia, well above the average of 36% across the 17 countries, would like their government

to "invest in technology that helps deliver healthcare and other services virtually for girls and women."

Among both male and female respondents, support for this measure increases with age, possibly reflecting a feeling of marginalization of older respondents. In line with the world average, in 2017, 37.8% of STEM graduates in Tunisia were women.¹¹³

¹¹² UNESCO. "Digital innovation to combat COVID-19."

¹¹³ World Bank, "Gender Statistics: Female share of graduates from Science, Technology, Engineering and Mathematics (STEM) programmes, tertiary (%)."

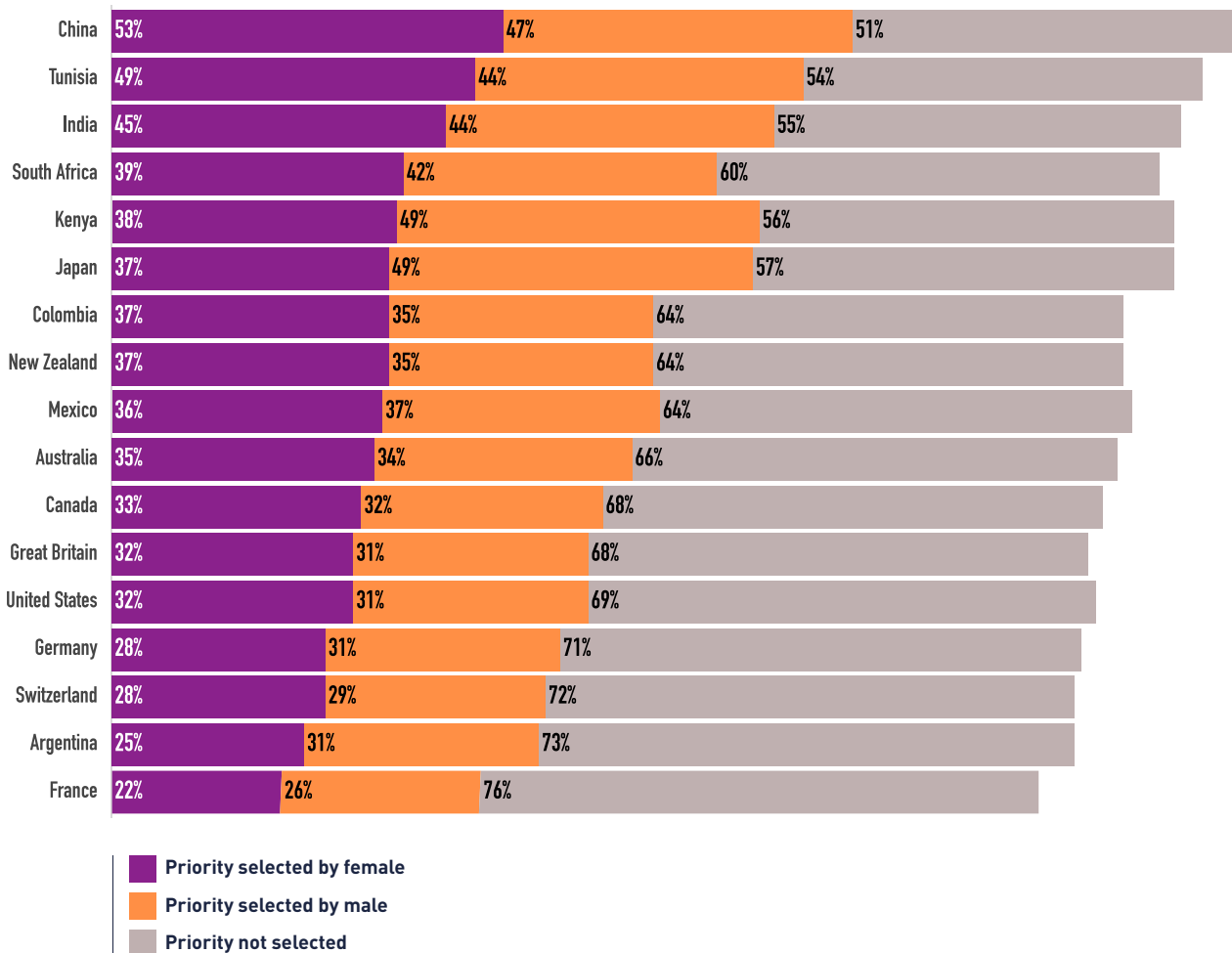
Specific support of male respondents on STEM issues toward gender equality: in nine out of the 17 countries surveyed, male respondents are more supportive of their government investing in technology and innovation for gender equality. In Kenya (11 percentage points) and Japan

(12 percentage points), male respondents are particularly more supportive than their female counterparts of this area as a priority. Only in China do female respondents have a slightly stronger preference for this measure (6 percentage points).



THINKING ABOUT THE LIST OF OPTIONS BELOW, PLEASE INDICATE WHAT YOU THINK ARE THE FIRST, SECOND, AND THIRD MOST IMPORTANT AREAS YOUR GOVERNMENT SHOULD FOCUS ON TO IMPROVE GENDER EQUALITY IN YOUR COUNTRY.

Percentage of females and males who selected “Invest in technology to improve women’s access to health services, education, and economic opportunities”



Younger respondents and elders respondents opinions differ:

In general, with the exception of Japan and Australia, younger respondents (aged 18 to 24) are less concerned with their government investing in technology and innovation for gender equality compared to their elders (aged 60 and older) while selecting the priority areas for governments to take

action to achieve gender equality (1st, 2nd, and 3rd selected choices cumulated). This difference is largest in Kenya (25 percentage points), Mexico (21 percentage points), China (18 percentage points), Switzerland and Colombia (16 percentage points), and South Africa (12 percentage points), where support for this area increases with age.

RESPONDENTS' PRIORITIES TO UPHOLD TECHNOLOGY AND INNOVATION FOR GENDER EQUALITY

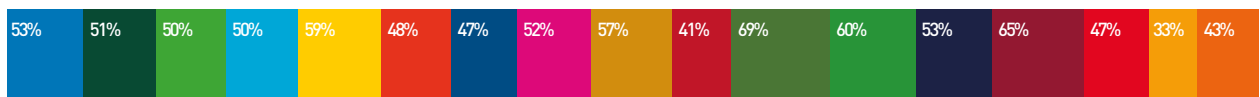
The different measures proposed to achieve gender equality through technology and innovation are based on different approaches, and respondents' views are an assessment of the relevance of these approaches and measures for innovation as a tool to promote women's place in society. Measures which garnered the most support across all 17 countries are as follows:

- "Provide equal opportunities for girls and women to study and work in STEM (Science, Technology, Engineering, and Mathematics)": an average of 52%;
- "Increase safety of digital spaces for girls and women (for example, preventing harassment or abuse of women online)": an average of 45%, with four countries choosing this as the top action;
- "Address barriers preventing girls and women from accessing, designing, and developing technology": an average of 39%;
- "Invest in technology that helps deliver healthcare and other services virtually for girls and women": an average of 36%. This was Tunisia's top choice with 53% support;
- "Improve the use of innovative data collection methods to understand girls' and women's needs and experiences": an average of 33%.

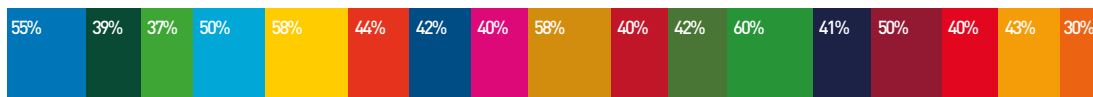


WHICH ACTIONS, IF ANY, SHOULD YOUR GOVERNMENT TAKE TO PROMOTE THE USE OF TECHNOLOGY AND INNOVATION FOR GENDER EQUALITY IN YOUR COUNTRY?

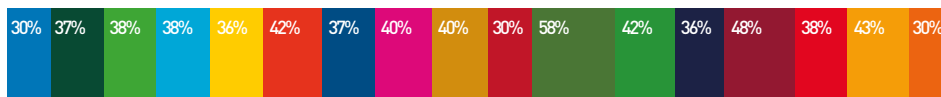
PROVIDE EQUAL OPPORTUNITIES FOR GIRLS AND WOMEN TO STUDY AND WORK IN STEM (SCIENCE, TECHNOLOGY, ENGINEERING, AND MATHEMATICS) (Average of 17 countries) 52%



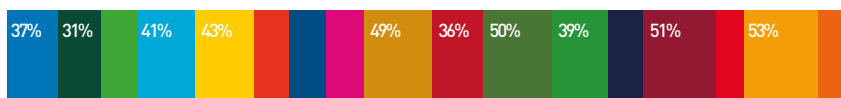
INCREASE SAFETY OF DIGITAL SPACES FOR GIRLS AND WOMEN (FOR EXAMPLE, PREVENTING HARASSMENT OR ABUSE OF WOMEN ONLINE) (45%)



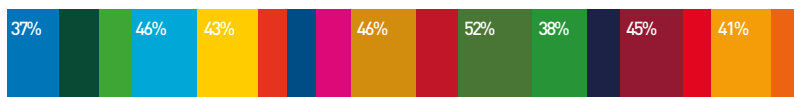
ADDRESS BARRIERS PREVENTING GIRLS AND WOMEN FROM ACCESSING, DESIGNING, AND DEVELOPING TECHNOLOGY (39%)



INVEST IN TECHNOLOGY THAT HELPS DELIVER HEALTHCARE AND OTHER SERVICES VIRTUALLY FOR GIRLS AND WOMEN (36%)




IMPROVE THE USE OF INNOVATIVE DATA COLLECTION METHODS TO UNDERSTAND GIRLS' AND WOMEN'S NEEDS AND EXPERIENCES (33%)



NONE - MY GOVERNMENT SHOULD NOT PROMOTE THE USE OF TECHNOLOGY AND INNOVATION FOR GENDER EQUALITY (6%)



DON'T KNOW (9%)



INVESTING IN GIRLS' AND WOMEN'S STEM EDUCATION AND CREATING SAFE SPACES FOR WOMEN ONLINE



In an increasingly technological world, both male and female respondents believe that providing equal opportunities for girls and women to study and work in STEM is crucial to achieving gender equality. Today, however, female researchers represent less than 30% of all researchers in the world,¹¹⁴ and just 7% of people who file patents in sectors linked to information and communication technologies (ICT), in all G20 countries combined.¹¹⁵ The gender gap is particularly pronounced when it comes to education, as women make up on average 36.2% of total STEM fields majors, including 27.1% of students in engineering majors.¹¹⁶

Globally, less than half (48%) of women are using the internet, compared to 58% of men.¹¹⁷ When women do have access to the internet, they are subject to ever growing violence that has invaded the digital spaces. This violence takes various forms, including cyberstalking, bullying, or identity theft. In addition, women tend to be more at risk of ICT-facilitated

violence, especially women from particular groups such as ethnic minorities, journalists, LGBTQIA+ people, or women living with disabilities.¹¹⁸

Public-private partnerships can leverage the power of technology to create safe spaces for girls and women online. The UN has set forth recommendations on how to drive digital economies that are safe and inclusive. This would require support from national governments, the private sector, and civil society to close the gender digital divide, improve access to affordable and reliable digital networks, protect privacy, and ensure safety.¹¹⁹

Investing in girls' and women's access to technology and quality education, including STEM and ICT skills, and leveraging the power of innovation to address the disproportionate challenges faced by girls and women is critical for ensuring that they play a role in the development and use of these advancements.

Correlation between gender and opinions about STEM:

Male and female respondents have similar levels of support for these measures, although female respondents' support is more pronounced on the matter of "increasing the safety of digital spaces for girls and women" in Colombia (12 percentage points), Tunisia (11 percentage points), and China (10 percentage points). Women also express more support than men in favor of "providing equal opportunities for girls and women to study and work in STEM" in New Zealand (13 percentage points), Great Britain (11 percentage points), Argentina (10 percentage points), and Switzerland and South Africa (9 percentage points).

Sociodemographic characteristics and opinions diversities:

In most of the countries surveyed, the youngest respondents are less likely to express support for measures increasing girls' and women's access to STEM as a professional opportunity. This can be noticed in both actions: "address barriers preventing girls and women from accessing, designing, and developing technology" and "provide equal opportunities for girls and women to study and work in STEM." Urban-dwelling respondents are more in favor of

these measures than rural-dwelling respondents, notably regarding "addressing barriers preventing girls and women from accessing, designing, and developing technology", in particular in Colombia (13 percentage points), Japan (12 percentage points), and Canada (10 percentage points), and "providing equal opportunities for girls and women to study and work in STEM", in particular in Colombia (19 percentage points), China (13 percentage points), India (12 percentage points), and Mexico and Australia (10 percentage points). Respondents with university-level education tend to be more supportive of these measures than respondents who only have some formal schooling, notably about "increasing the safety of digital spaces for girls and women" in Kenya (16 percentage points) and in China (15 percentage points), "providing equal opportunities for girls and women to study and work in STEM" in India (19 percentage points), China (15 percentage points), and Great Britain (14 percentage points), and "improving the use of innovative data collection methods to understand girls' and women's needs and experiences" in India (11 percentage points) and Germany (10 percentage points).

¹¹⁴ UNESCO, "Women in Science," *Fact Sheet No. 55*, June 2020.

¹¹⁵ UNESCO and EQUALS, *I'd Blush If I Could: Closing Gender Divides in Digital Skills through Education* (UNESCO and EQUALS, 2019).

¹¹⁶ Araba Sey and Nancy Hafkin, eds., *Taking Stock: Data and Evidence on Gender Equality in Digital Access, Skills and Leadership*, (IUNU Collections (Macau: United Nations University Institute on Computing and Society/International Telecommunications Union, 2019).

¹¹⁷ UN Women and the United Nations Department of Economic and Social Affairs, *Progress on the Sustainable Development Goals: The Gender Snapshot 2020* (New York: UN Women, 2020).

¹¹⁸ UN Women, "Online and ICT-facilitated violence against women and girls during COVID-19," 2020

¹¹⁹ United Nations, *The Age of Digital Interdependence. Report of the UN Secretary-General's High-level Panel on Digital Cooperation*, 2019.

FEMINIST ACTION FOR CLIMATE JUSTICE: MAKING USE OF WOMEN'S SKILLS TO BETTER RESPOND TO A COMMON CHALLENGE

CLIMATE ACTION BY AND FOR WOMEN

While many respondents list climate change as one of the most pressing challenges facing their country today, on average, 16% of respondents across the 17 countries see women's participation in climate change action as one of the top three priorities for advancing gender equality, and only 4% of respondents across the 17 countries chose this item as their top priority. Respondents in India, China, and France do, however, express slightly more support for this topic (around 25%).

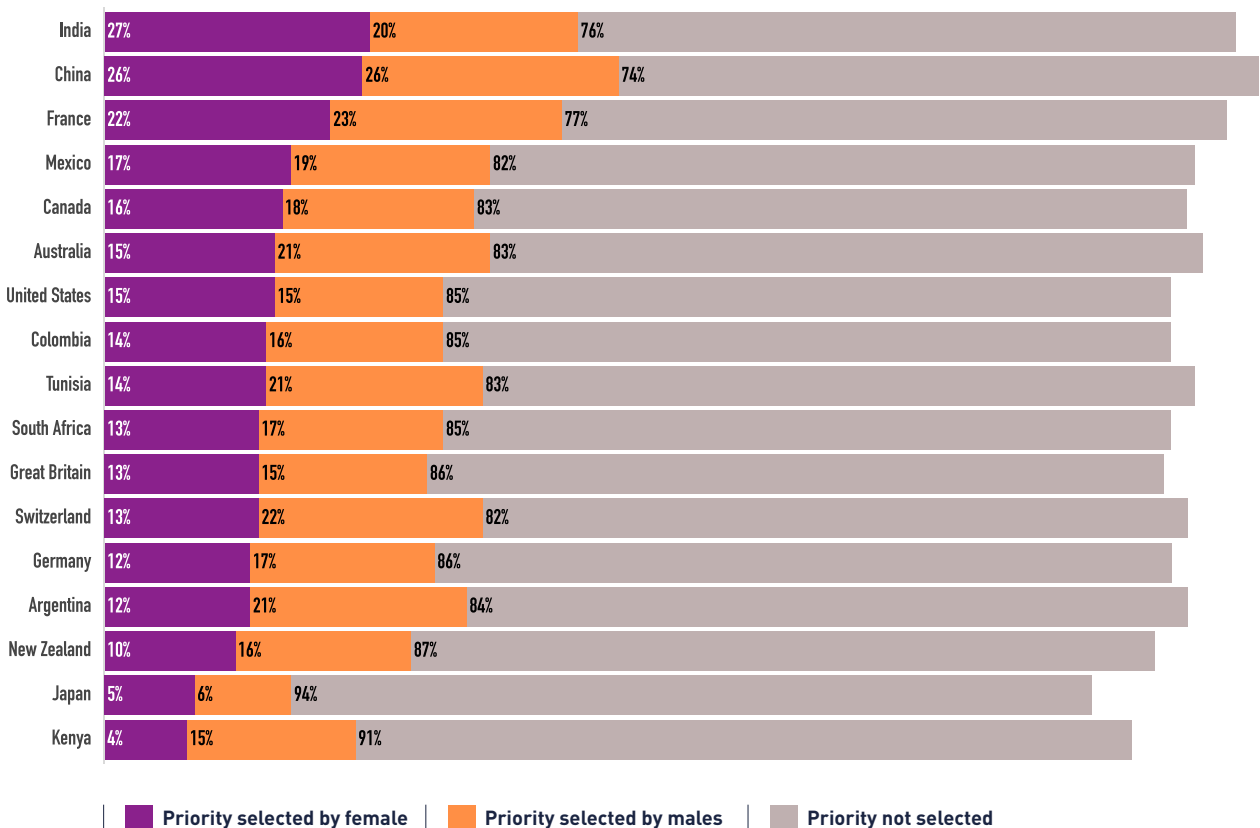
The smaller size of the sample (i.e., the group of respondents that selected this option) limits our ability to further analyze the answers according to socioeconomic profiles.

It is interesting to note that, for most countries, more male respondents select this option than female respondents. Exceptions are in India (27% female vs. 20% male), China (26% each) and the United States (15% each).



THINKING ABOUT THE LIST OF OPTIONS BELOW, PLEASE INDICATE WHAT YOU THINK ARE THE FIRST, SECOND, AND THIRD MOST IMPORTANT AREAS YOUR GOVERNMENT SHOULD FOCUS ON TO IMPROVE GENDER EQUALITY IN YOUR COUNTRY.

“Promote women’s participation in climate change action”



RESPONDENTS' PRIORITIES TO IMPLEMENT FEMINIST ACTION FOR CLIMATE JUSTICE



KEY FINDING: One in two respondents across 17 countries want their governments to promote the training and hiring of women in jobs related to climate change.

Overall, across the 17 countries, respondents show a higher level of support for measures in which women are equal participants in responding to climate change, for the health of the planet and for the promotion of gender equality.

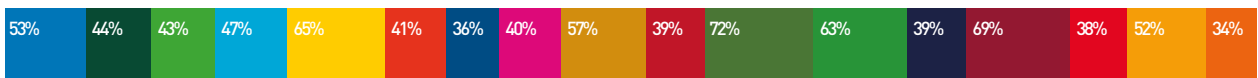
Measures that governments should take in regard to feminist action for climate justice that garnered the most support across all 17 countries are as follows:

- “Promote the training and hiring of women in jobs related to climate change”: an average of 49% of respondents selected this option, underlining the professional and economic dimensions of climate change;
- “Increase girls’ and women’s participation in the development of solutions to tackle climate change”: an average of 42% of respondents selected this option;
- “Increase funding for women-led organizations that are working to fight climate change”: an average of 37% of respondents selected this option.

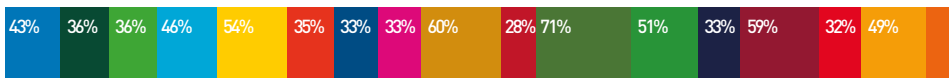


WHICH ACTIONS, IF ANY, SHOULD YOUR GOVERNMENT TAKE TO PROMOTE WOMEN’S EFFORTS TO RESPOND TO CLIMATE CHANGE IN YOUR COUNTRY?

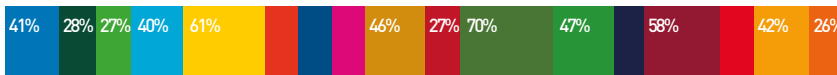
PROMOTE THE TRAINING AND HIRING OF WOMEN IN JOBS RELATED TO CLIMATE CHANGE (FOR EXAMPLE, CLEAN ENERGY AND TECHNOLOGY) (Average of 17 countries 49%)



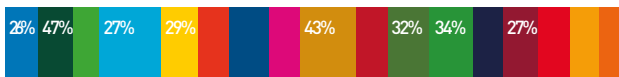
INCREASE GIRLS’ AND WOMEN’S PARTICIPATION IN THE DEVELOPMENT OF SOLUTIONS TO TACKLE CLIMATE CHANGE (43%)



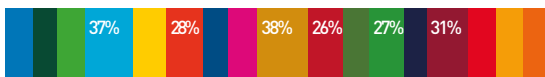
INCREASE FUNDING FOR WOMEN-LED ORGANIZATIONS THAT ARE WORKING TO GHT CLIMATE CHANGE (37%)



ADDRESS GIRLS’ AND WOMEN’S NEEDS IN CLIMATE CHANGE AND NATURAL DISASTER RESPONSE (??%)




PROTECT GIRLS AND WOMEN FORCED TO MIGRATE DUE TO CLIMATE CHANGE (??%)



NONE - MY GOVERNMENT SHOULD NOT PROMOTE WOMEN’S EFFORTS IN RESPONSE TO CLIMATE CHANGE (??%)



DON'T KNOW (??%)



There is a significant difference (20 percentage points or more) in support for the three aforementioned measures between high- and middle-income countries surveyed, with respondents in middle-income countries selecting these measures more. Likewise, respondents in high-income countries are more likely than respondents in middle-income countries to indicate that their government should not take action in this area

(16% vs. 4%) or that they “don’t know” what the government can do in this area (18% vs. 7%).

This trend parallels the disproportionate impact of climate change on individuals in middle- and low-income countries. Climate change exacerbates social, economic, and gender inequalities, thus making it harder to both recover and respond to those disparities.

IN AUSTRALIA AND NEW ZEALAND, RESPONDENTS WHO WORRY ABOUT CLIMATE CHANGE SUPPORT FEMINIST ACTION FOR CLIMATE JUSTICE



The Asia-Pacific region is home to 40% of natural disasters and 84% of people affected by natural disasters worldwide.¹²⁰ Respondents in this region appear to be aware of this situation, with 29% of respondents in Australia and 34% of respondents in New Zealand indicating that “climate change and the environment” are among the three most important issues facing their countries at the present time. Those who identify climate change as a critical issue, are also those who are most likely to support feminist action for climate justice. In Australia, only 6% of respondents who identify climate change as one of the major issues facing their country declare their government “should not promote women’s efforts to respond to climate change”, compared to 23% of those who do not identify climate change as a major

issue. In New Zealand, the gap is even larger, at 9% compared to 29%.

These findings highlight the need to improve the understanding and awareness of the impact of climate change. Climate change activism is often led by communities who are most affected by a changing climate, including young people, indigenous people, and women. Notably, in this sample, female respondents are more likely to support action in this area than male respondents, and, for both genders, support towards the promotion of feminist action for climate justice decreases with age. Consequently, more advocacy and public engagement in favor of feminist action for climate justice is needed for these populations.

PROMOTING THE TRAINING AND HIRING OF WOMEN IN JOBS RELATED TO CLIMATE CHANGE

“Promote the training and hiring of women in jobs related to climate change” is the top action selected across 16 of the 17 countries, with respondents in India rating this as a close second. There is also significantly stronger support for this measure across all middle-income countries surveyed compared to high-income countries (60% vs. 40%).

Women are more likely to support this measure in Great Britain (12 percentage points), New Zealand (10 percentage points), and Australia and South Africa (8 percentage points), whereas it seems to be the opposite in Kenya (9 percentage points).

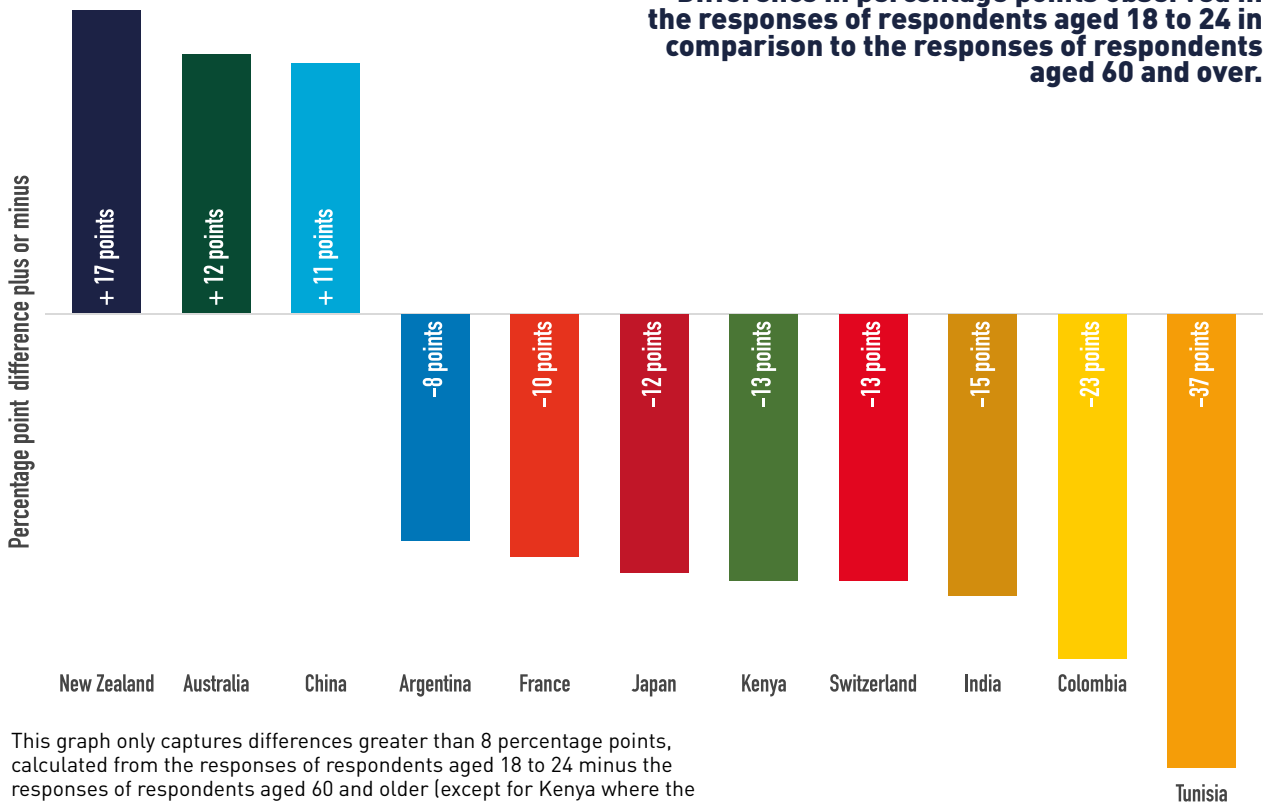
Age seems to have a certain impact on respondents’ choices. Young respondents (aged 18 to 24) are stronger supporters of promoting women’s participation in professions and sectors linked to climate change compared to those aged 60 and older. This difference is particularly large in New Zealand (17 percentage points), Australia (12 percentage points), and China (11 percentage points). On the contrary, older respondents from Tunisia (37 percentage points), Colombia (23 percentage points), and India (15 percentage points) are more in favor of this measure than their younger counterparts.

¹²⁰ Commonwealth of Australia, DFAT, *Australian Aid Budget Summary 2019-20* (Canberra: Commonwealth of Australia, 2019).



“PROMOTE THE TRAINING AND HIRING OF WOMEN IN JOBS RELATED TO CLIMATE CHANGE (FOR EXAMPLE, CLEAN ENERGY AND TECHNOLOGY)”

Difference in percentage points observed in the responses of respondents aged 18 to 24 in comparison to the responses of respondents aged 60 and over.



This graph only captures differences greater than 8 percentage points, calculated from the responses of respondents aged 18 to 24 minus the responses of respondents aged 60 and older (except for Kenya where the calculation has been done between responses of respondents aged 18 to 24 minus responses of respondents aged 45 years and older).

ENSURING BETTER PARTICIPATION FOR GIRLS AND WOMEN IN THE DEVELOPMENT OF SOLUTIONS TO TACKLE CLIMATE CHANGE

Highest support for “girls’ and women’s participation in the development of solutions to tackle climate change” comes from Kenya (71%), and the lowest comes from the United States (25%). Male and female respondents support this

measure equally. Across all countries surveyed, with the exception of Japan, respondents living in urban settings support this measure more than those in rural settings.

SLOW PROGRESS TOWARD GENDER BALANCE IN CLIMATE-RELATED DECISION-MAKING PROCESSES



Women’s representation in the major negotiation meetings of the United Nations Framework Convention on Climate Change (UNFCCC) has increased over the past decade, both in overall participation and at the highest levels of decision making. At the 25th Conference of Parties (COP25) of the UNFCCC

in 2019, 39% of national delegates and 21% of heads of delegation were women, compared to 32% and 10%, respectively, in 2009.

At this rate of change, gender parity for delegates will be achieved in 2046, and in 2068 for heads of delegations.¹²¹

¹²¹ WEDO, “By the numbers: UNFCCC: Progress on Achieving Gender Balance,” 2020.

INCREASING FUNDING FOR WOMEN-LED ORGANIZATIONS FIGHTING CLIMATE CHANGE

Over a third (37%) of respondents across the 17 countries selected “increasing funding for women-led organizations that are working to fight climate change” as an action governments should take to improve women’s participation in climate action. The youngest respondents (aged 18 to 24) are more supportive of this measure than those aged

60 and older in Australia (13 percentage point difference), Canada (12 percentage points), New Zealand (14 percentage points), and Great Britain (17 percentage points). The opposite is true in Tunisia (37 percentage points), Kenya (26 percentage points), India (23 percentage points), Colombia (25 percentage points), and Japan (11 percentage points).

OTHER ACTIONS: ADDRESSING THE DISPROPORTIONATE IMPACTS OF CLIMATE CHANGE ON WOMEN

Respondents gave less priority to two other measures that were more closely related to addressing the disproportionate impacts of climate change on women’s health and livelihoods.

- On average, 28% of respondents think that their governments should “address girls’ and women’s needs in climate change and natural disaster response.” This measure is particularly supported by respondents aged 18 to 24 compared to respondents aged 60 and older in Japan (26 percentage point difference), Australia, Canada, and Kenya (13 percentage points), and Tunisia (11 percentage points).
- Similarly, 24% of respondents think that their governments should “protect girls and women who are forced to migrate due to climate change.” Respondents who migrated for a job or better economic opportunities are more likely to select this option (35%) than those who did not (23%). Younger respondents (aged 18 to 24) are much more supportive of this measure than their elders (aged 60 and over), except in China and Mexico (differences in responses between age groups range from 8 percentage points in Tunisia to 39 points in Japan).

FAR TOO OFTEN, WOMEN’S ROLE AS AGENTS OF CHANGE REMAINS OVERLOOKED



Eighty percent of people displaced by climate change are women and only 20 countries globally have climate change action plans that address gender and recognize women as agents of change on climate matters.^{122,123} Within the Paris Agreement on Climate Change, State Parties are required to submit Nationally Determined Contributions (NDCs), detailing their efforts to reduce national emissions and adapt to the impacts of climate change. An analysis of 190 NDCs revealed that only 64 NDCs reference gender or women.¹²⁴ Of these, several only mentioned gender in the context of the country’s broader sustainable development strategy and not specifically in relation to climate change policies. Women were characterized as a group vulnerable to the consequences of climate change in 34 NDCs and as beneficiaries of policies or projects in

21 NDCs. Only 15 NDCs referred to the role of women as decision-makers or stakeholders, and only six referred to women as agents or drivers of change.

When it comes to financing, the picture is similar. The Green Climate Fund is the first climate finance mechanism to require a gender-responsive approach across design, development, and implementation of climate strategies.¹²⁵ While a start, there remains a gap in funding for climate projects that focus on gender and funding for specific women-led organizations fighting climate change. In 2018, 38% of the bilateral aid for general environment protection of the nine countries of the survey that are members of the OECD-DAC targeted gender equality.¹²⁶

¹²² Senay Habtezion, “Gender and Climate Change: Overview of Linkages Between Gender and Climate Change,” UNDP, 2016.

¹²³ United Nations Economic and Social Council, *Review and appraisal of the implementation of the Beijing Declaration and Platform for Action and the outcomes of the twenty-third special session of the General Assembly. Report of the Secretary-General* (United Nations, 2019).

¹²⁴ WEDO, “Gender Climate Tracker. Country Profiles - Quick Analysis,” n.d..

¹²⁵ Green Climate Fund, “About GCF.”

¹²⁶ OECD, “Aid projects targeting gender equality and women’s empowerment (CRS).”



GENDER EQUALITY AND THE COVID-19 PANDEMIC



REINFORCING GENDER INEQUALITY AND INEQUALITY BETWEEN DIFFERENT COUNTRIES: THE IMPACTS OF COVID-19 CONTAINMENT MEASURES

DIFFERENT CONSEQUENCES IN DIFFERENT COUNTRIES

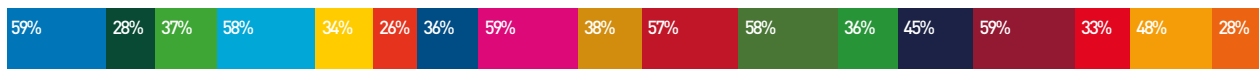
The COVID-19 pandemic spread across countries at different times, and each responded depending upon their unique health, political, and economic systems. This resulted in a patchwork of experiences

around the world, from restrictions on social interactions to mandatory lockdown orders. Respondents are asked about their experiences with national measures intended to reduce the spread of COVID-19.



DURING THE CURRENT COVID-19 PANDEMIC, COUNTRIES HAVE ENFORCED POLICIES TO ENSURE PEOPLE STAY AT HOME OR PRACTICE SOCIAL DISTANCING. PLEASE TELL US WHICH OF THE FOLLOWING OPTIONS APPLY TO YOUR EXPERIENCE DURING THIS TIME.

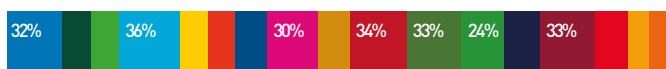
MY TIME DOING HOUSEHOLD WORK HAS INCREASED (Average of 17 countries 43%)



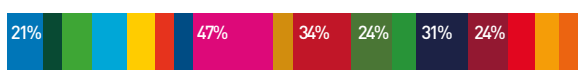
I HAVE FACED UNEXPECTED FINANCIAL HARDSHIP (25%)



I COULDN'T DO AS MANY HOURS OF PAID WORK AS I USUALLY WOULD (23%)



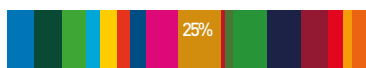
MY TIME DEDICATED TO THE CARE OF OTHERS HAS INCREASED (20%)



MY TIME PURSUING MY OWN EDUCATION OR TRAINING HAS DECREASED (15%)



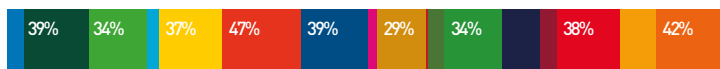
I RECEIVED UNEMPLOYMENT BENEFITS AND/OR ANY OTHER FORM OF FINANCIAL SUPPORT FROM MY COUNTRY'S GOVERNMENT (13%)



I LOST MY JOB (10%)



NONE OF THESE (25%)



DON'T KNOW (2%)



- Argentina
- Australia
- Canada
- China
- Colombia
- France
- Germany
- Great Britain
- India
- Japan
- Kenya
- Mexico
- New Zealand
- South Africa
- Switzerland
- Tunisia
- United States

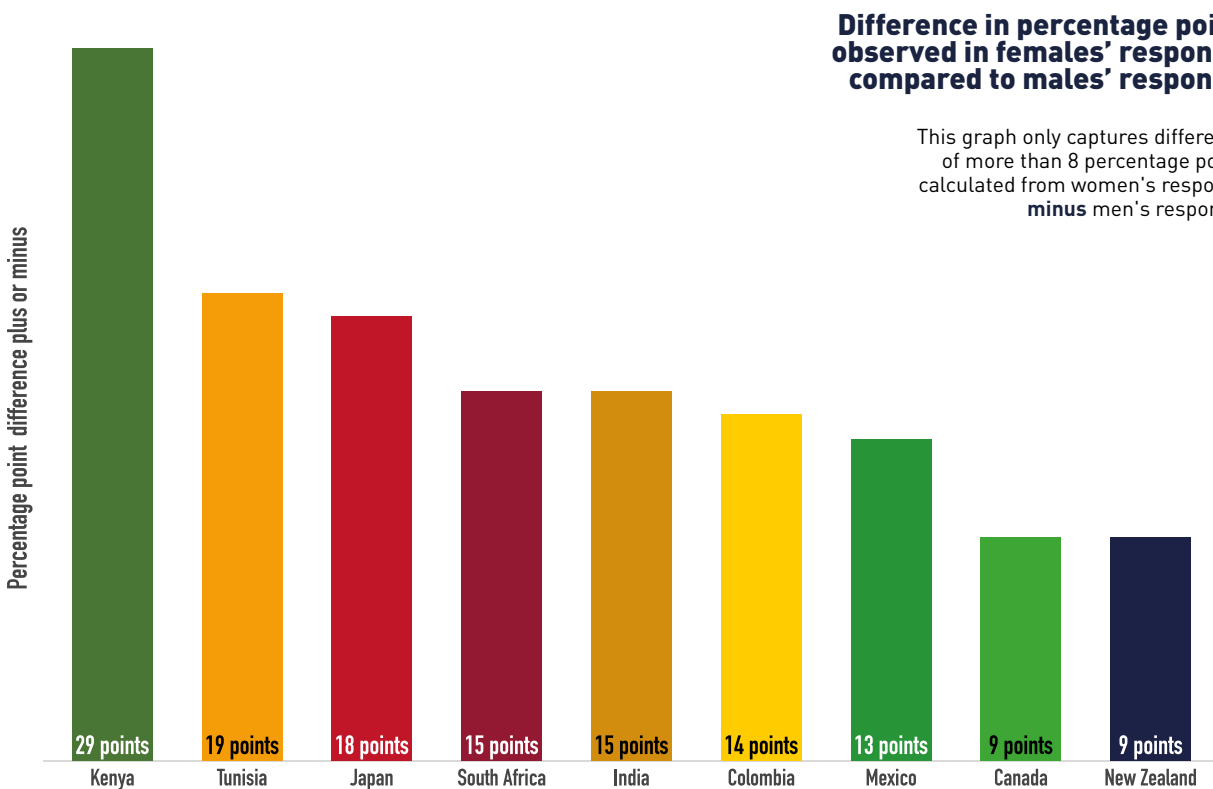
THE COVID-19 PANDEMIC INCREASED GENDER INEQUALITIES AT HOME

Of the seven consequences of the pandemic respondents are surveyed about, gender inequality is most pronounced when it comes to the unequal share of housework (on average, 48% of female respondents and 38% of male respondents declare their “time doing household work has increased”). Gender disparities are particularly pronounced in middle-income

countries (Kenya, Tunisia, South Africa, India, Colombia, and Mexico). Overall, young women are more likely to declare that their “time doing housework has increased” during this time than older respondents (from 53% of women aged 18 to 24 to 34% of those aged 60 and older). Women belonging to all income quintiles are equally likely to declare an increase in their housework.



“MY TIME DOING HOUSEHOLD WORK HAS INCREASED” DURING THE COVID-19 PANDEMIC



Difference in percentage points observed in females' responses compared to males' responses

This graph only captures differences of more than 8 percentage points, calculated from women's responses minus men's responses.

With the exception of Japan (10 percentage points higher for female respondents), male and female respondents “faced unexpected financial hardship” caused by COVID-19 containment measures in similar proportions. Among both genders, the youngest respondents (aged 18 to 24) are the most affected. However, while male respondents belonging to the lowest income quintiles of the population are disproportionately likely to have experienced “unexpected financial hardship” this consequence equally affects female respondents of all income quintiles. The same similarity of responses is present for “losing one's job” because of COVID-19, except in Kenya, where fewer female respondents select this item (8 percentage points).

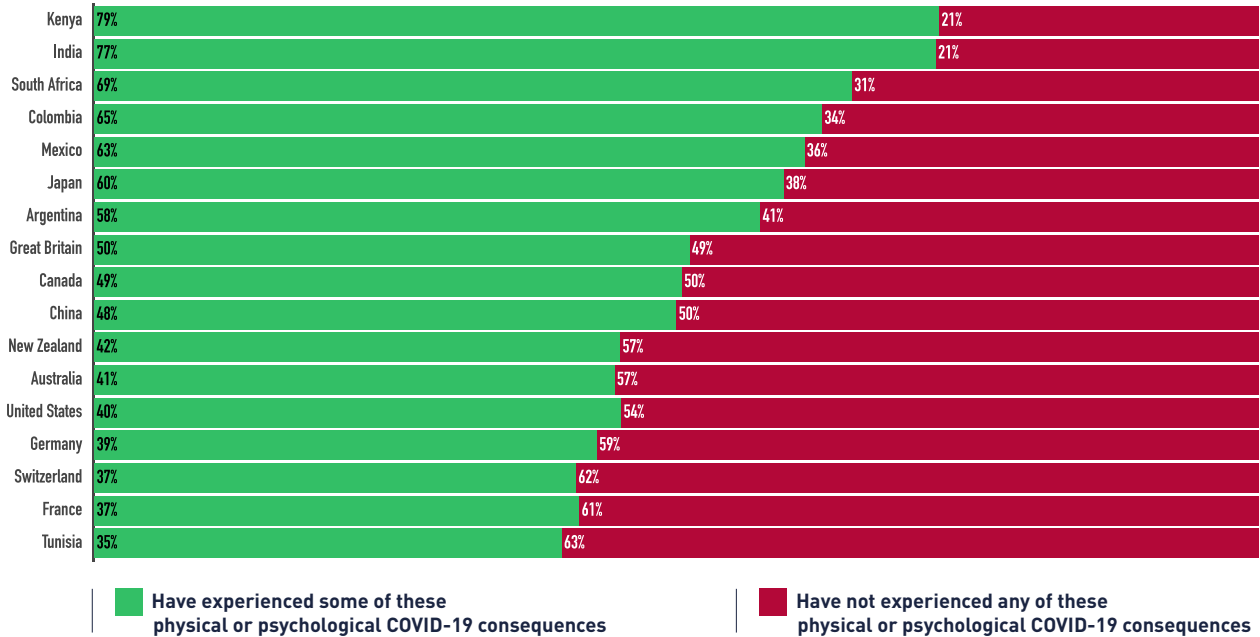
When polled about whether they experienced an increase in “time dedicated to the care of others” (an average of 20% of answers) or a reduction of

“time spent in education or training” (an average of 15% of answers), there does not appear to be much inequality in impact for these consequences between male and female respondents during COVID-19, aside from South Africa (10 percentage point difference) and India (9 percentage points), where more female respondents than male said they were spending more time “dedicated to the care of others” and in Kenya, where more female respondents said they are spending “less time in education or training.” On average across the 17 countries, the probability of female respondents declaring having spent more “time dedicated to the care of others” increases with their income level, from 17% of female respondents belonging to the lowest quintile to 27% of those belonging to the highest. This trend is not observed among male respondents.

HEALTH CONSEQUENCES OF COVID-19: AN IMPORTANT PSYCHOLOGICAL IMPACT



HAVE YOU EXPERIENCED ANY HEALTH CONSEQUENCES DUE TO COVID-19?



RANKING HEALTH CONSEQUENCES OF COVID-19 ACROSS THE 17 COUNTRIES

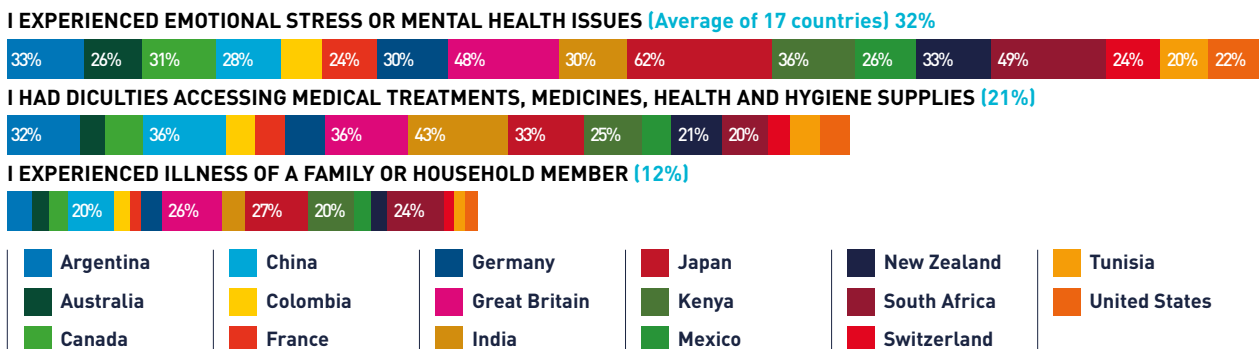
An average of 52% of respondents faced at least one of the cited impacts of COVID-19 on their mental and physical health — including SRH. The greatest health consequence of COVID-19

experienced by both male and female respondents is “emotional stress or mental health issues.” This is particularly true for respondents from Kenya (62%) and South Africa and India (49% and 48%, respectively).



THINKING ABOUT THE LIST OF OPTIONS BELOW, PLEASE TELL US WHICH, IF ANY, OF THE FOLLOWING APPLY TO YOU DURING THE COVID-19 PANDEMIC.

Top three answers chosen by the respondents



A HEAVY MENTAL AND EMOTIONAL BURDEN FOR WOMEN DURING COVID-19

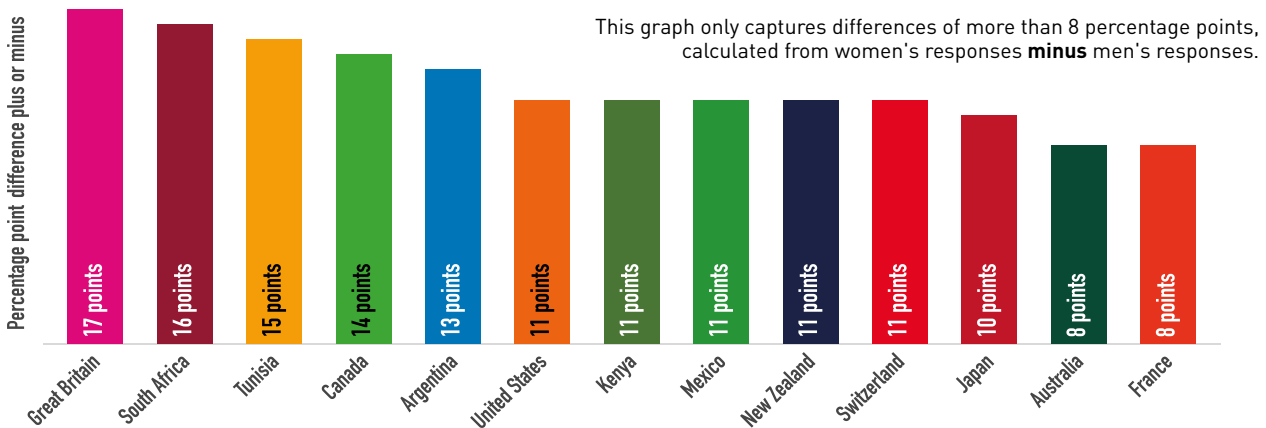
Across 13 of the 17 countries, female respondents report experiencing more “emotional stress or mental health issues” (37% of female respondents on average, compared

to 27% of male respondents). Overall, this stress level is particularly evident in respondents aged 18 to 44, declining sharply in those aged 60 and older, except in India, Kenya, and the United States.



“I EXPERIENCED EMOTIONAL STRESS OR MENTAL HEALTH ISSUES” DURING THE COVID-19 PANDEMIC

Difference in percentage points observed in women's responses (compared to men's responses)



THE DISPROPORTIONATE CONSEQUENCES OF COVID-19 ON BLACK WOMEN IN SOUTH AFRICA



In South Africa, female respondents who self-identified as Black are more likely than those who self-identified as white, and male respondents who self-identified as Black,¹²⁷ to report having suffered some of the negative consequences induced by COVID-19 containment measures. Female respondents who self-identified as Black are twice as likely than those who self-identified as white to have experienced “illness of a family or household member” (31% of Black women, compared to 15% of white women and 25% of Black men) and “death of a family or household member” (27% of Black women, 12% of white women, and 19% of Black men).

Female respondents who self-identified as Black are also more likely to have had difficulty accessing “medical treatments, medicines, health and hygiene supplies” (24%, compared to 16% of white women and 22% of Black men), as well as “contraception and other

sexual health services” (14%, compared to 1% of white women and 9% of Black men), and “abortion options and/or post-abortion care” (6%, compared to 0% of white women). Overall, 17% of these respondents experienced none of the consequences listed, compared to 39% of white women, 29% of Black men, and 51% of white men. In South Africa, 9% of Black women and 71% of white women have access to private medical scheme coverage.¹²⁸

Those negative experiences are likely to have long lasting impacts. Indeed, 32% of Black women and 9% of white women report their “time pursuing [their] own education or training has decreased,” possibly affecting their future economic empowerment opportunities and reinforcing existing inequalities. Female respondents who self-identified as Black in South Africa are disproportionately affected by unemployment and poverty.¹²⁹

¹²⁷ Following the national census, respondents in South Africa were asked to self-identify as “Black African,” “Colored,” “White,” “Indian/Asian,” or “Other.” However, the small proportions of respondents who identified as Colored and Indian/Asian does not allow significant statistical analysis of those categories.

¹²⁸ CEDAW, *Fifth periodic report submitted by South Africa under article 18 of the Convention, due in 2015* (United Nations, 2019).

¹²⁹ Commission for Gender Equality, *The African Gender Development Index (AGDI). South Africa Country Report* (Commission for Gender Equality, 2015).

THE NEEDED INVOLVEMENT OF WOMEN IN THE RESPONSE TO COVID-19

WOMEN AS PART OF COVID-19 RESPONSE AND RECOVERY

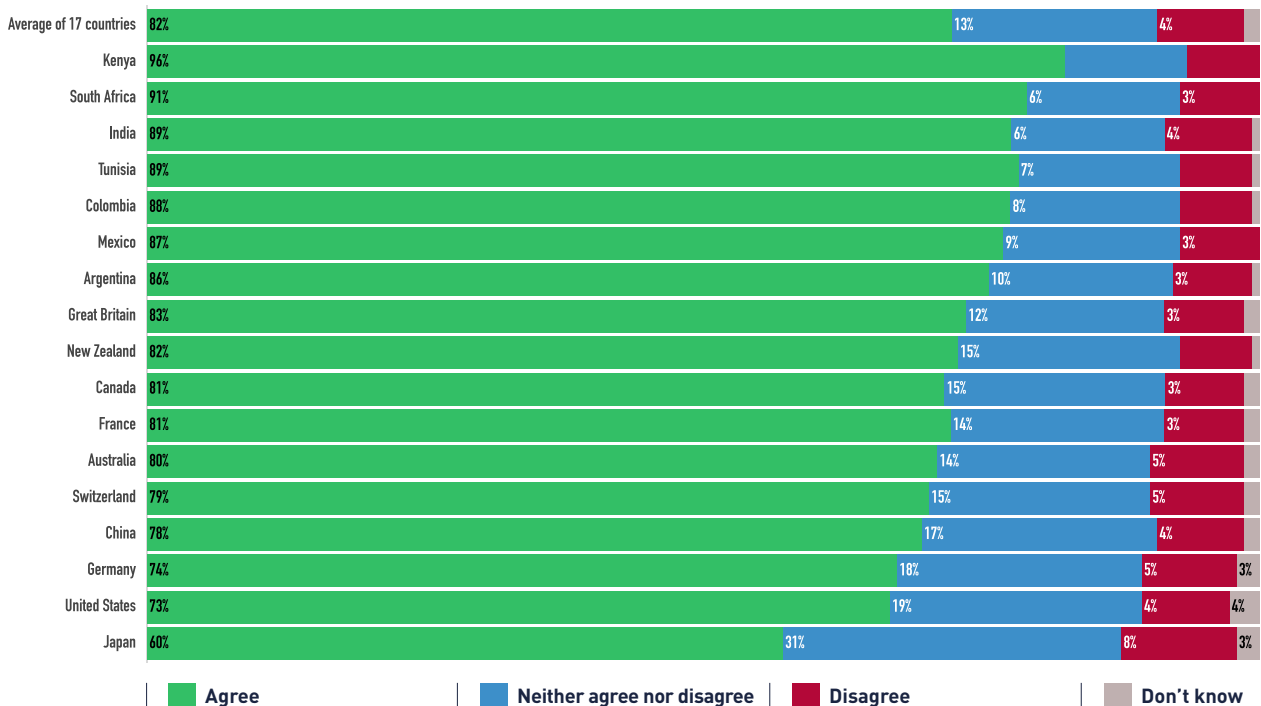
This study confirms there is shared awareness of the wide-ranging impact of the pandemic, which affects all levels of society, particularly girls and women, and the need for a gender-responsive recovery.

Countries with a greater proportion of women among decision-makers in legislatures have experienced lower levels of income inequality and increased spending on health services.¹³⁰

Additionally, preliminary evidence shows that COVID-19 response efforts are more effective when women are involved.¹³¹ Despite this recognition and support, the COVID-19 response has largely failed to include women, with women making up only 24% of COVID-19 response committees on average across 30 countries¹³² and only 20% of the WHO Emergency Committee on COVID-19.¹³³



«WOMEN SHOULD BE INVOLVED IN ALL ASPECTS OF THE GLOBAL HEALTH RESPONSE AND RECOVERY EFFORTS TO COVID-19, INCLUDING IN THE DEVELOPMENT OF POLICIES AND TREATMENTS»



¹³⁰ OECD, *Women, Government and Policy Making in OECD Countries: Fostering Diversity for Inclusive Growth* (Paris: OECD, 2014)

¹³¹ CARE, *Where are the women? The Conspicuous Absence of Women in COVID-19 Response Teams and Plans, and Why we Need Them* (CARE, 2020).

¹³² Ibid.

¹³³ Women in Global Health, "Operation 50/50: Women's Perspectives Save Lives," last modified February 2020.

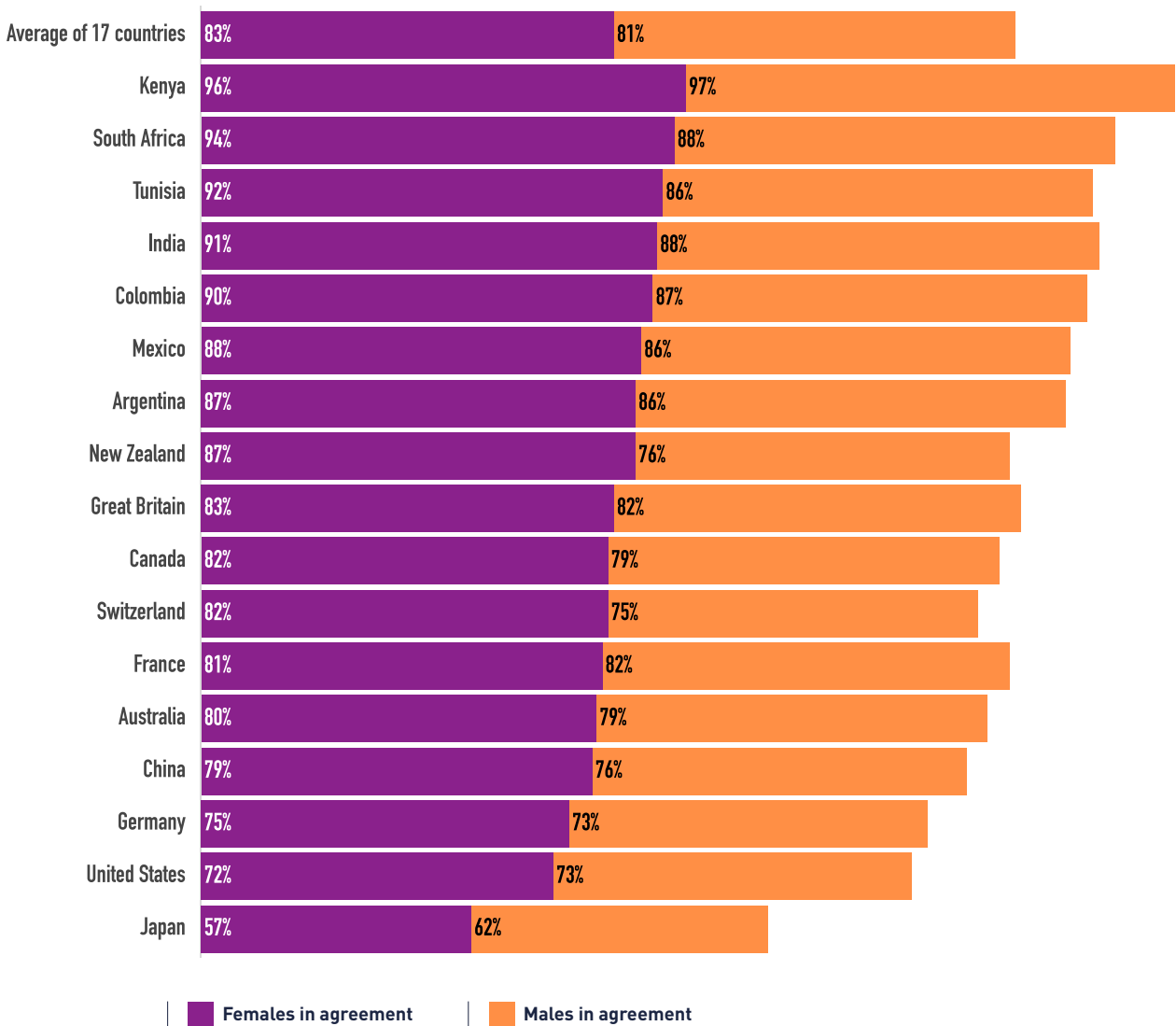
There is overwhelming support (82%) on average across the 17 countries for women to be involved in all aspects of the global health response and recovery efforts to COVID-19, including in the development of policies and treatments. Only 4% of respondents “disagree” with this approach.

Interestingly, male and female respondents equally support women’s involvement in “all aspects of the

responses and recovery efforts to COVID-19.” When it comes to exploring responses by a country’s socio-economic development levels, this support is most evident in middle-income countries, in comparison with high-income countries. For example, support is significantly higher in Kenya (96%) and South Africa (94%), compared to Germany (74%), the United States (73%), and Japan (60%).



TO WHAT EXTENT DO YOU PERSONALLY AGREE OR DISAGREE WITH THE FOLLOWING STATEMENTS



DISPARITIES IN HOW WELL GOVERNMENTS SUPPORTED MEN AND WOMEN THROUGH COVID-19

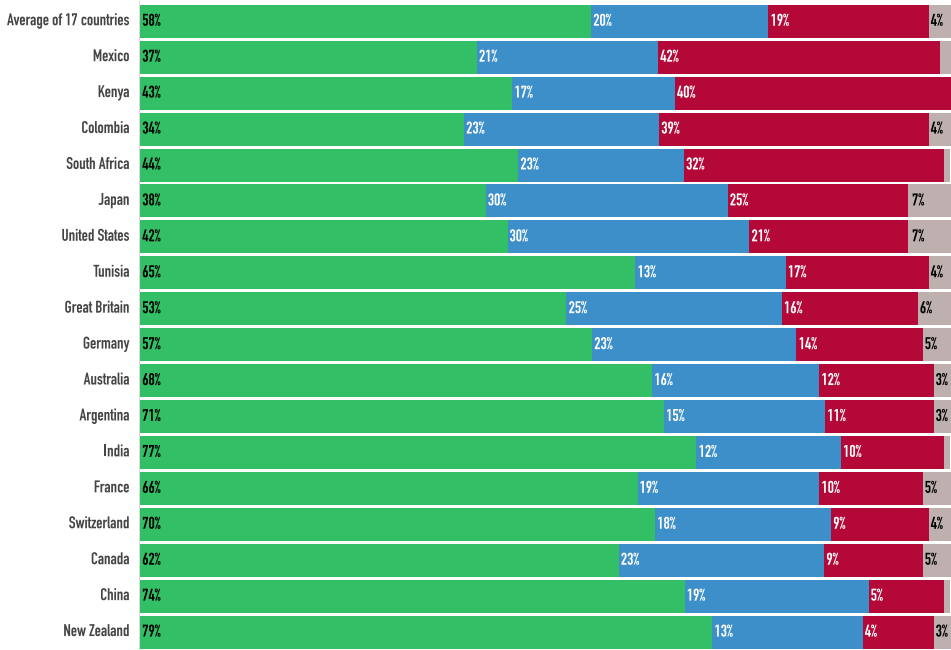
On average, 58% of survey respondents agree that their government’s response to support people through the COVID-19 pandemic has met the needs of women and men equally. However, this assessment differs widely between countries surveyed, with results ranging from 34% in Colombia to 74% in China, 77% in India, and 79%

in New Zealand. On average, 19% of respondents across the 17 countries said their government’s response is not equal for men and for women.

This is quite varied between countries, ranging from 4% in New Zealand to 40% in Kenya and 42% in Mexico.



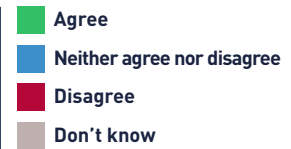
TO WHAT EXTENT DO YOU PERSONALLY AGREE OR DISAGREE WITH THE FOLLOWING STATEMENT “THE GOVERNMENT’S RESPONSE TO SUPPORT PEOPLE THROUGH THE COVID-19 PANDEMIC IN MY COUNTRY HAS MET THE NEEDS OF WOMEN AND MEN EQUALLY”?



Percentage point differences between women and men

Japan : -16 percentage points for women

Germany : -12 percentage points for women



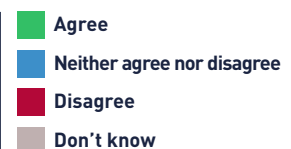
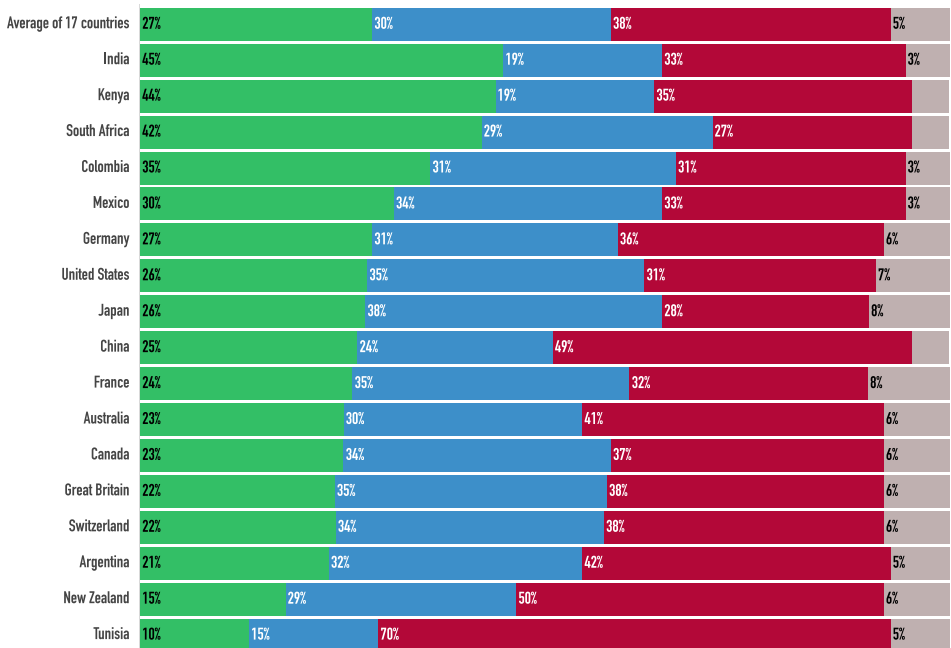
MANY BELIEVE GENDER INEQUALITY WILL WORSEN DUE TO COVID-19

On average, 27% of respondents across the 17 countries surveyed believe that inequality between men and women will rise as a consequence of COVID-19. On closer inspection, respondents in

middle-income countries (Colombia, India, Kenya, Mexico, and South Africa) are more concerned that COVID-19 will lead to increased gender inequality.



TO WHAT EXTENT DO YOU PERSONALLY AGREE OR DISAGREE WITH THE FOLLOWING STATEMENT “INEQUALITY BETWEEN WOMEN AND MEN WILL RISE AS A CONSEQUENCE OF COVID-19”?



COVID-19 AND THE DISPROPORTIONATE TOLL ON GIRLS AND WOMEN



Preliminary forecasts on the impact of the COVID-19 pandemic suggest girls and women will pay a heavy price as a result of the health and resulting economic crises. Women are at the frontlines of the pandemic, as they form 70% of the health and social sector workforce.¹³⁴

UN Women and the United Nations Development Programme (UNDP) estimate that an additional 47 million women worldwide will fall into extreme poverty (living on less than USD \$1.90 a day) by 2021 because they are over-represented in hard-hit economic sectors. For example, 72% of domestic workers, 80% of whom are women, have lost their job as a result of the pandemic.¹³⁵ In addition, in some places, policy responses to the pandemic have been implemented without sufficient consideration of their consequences for girls and women, possibly deepening existing gender inequalities.¹³⁶

The pandemic has also affected women's access to other health services and their overall safety. Disruptions to sexual and reproductive healthcare due to COVID-19 threatens to leave an additional 49 million women with an unmet need for modern contraception, 15 million unintended pregnancies, 28,000 maternal deaths, and 3.3 million unsafe abortions across 132 low- and middle-income countries over the course of a year.¹³⁷ Additionally, globally, domestic violence could increase by 20% (15 million additional cases) for every three months of continued movement restrictions and stay-at-home orders.¹³⁸

Global leaders must apply a gender lens to COVID-19 response and recovery efforts to address the unique needs and experiences of girls and women and safeguard progress toward gender equality.



¹³⁴ WHO, "Gender equity in the health workforce: analysis of 104 countries," 2019.

¹³⁵ UN Women, *From Insights to Action: Gender Equality in the Wake of COVID-19* (New York: UN Women 2020).

¹³⁶ Equipop, *Protecting women's health and rights during COVID-19: Experiences and feminist perspectives from West African civil society* (Paris: Equipop, 2020).

¹³⁷ Guttmacher Institute, "Estimates of the Potential Impact of the COVID-19 Pandemic on Sexual and Reproductive Health in Low- and Middle-Income Countries," *International Perspectives on Sexual and Reproductive Health* 46 (April 2020):73-76.

¹³⁸ UNFPA, "Impact of the COVID-19 Pandemic on Family Planning and Ending Gender-based Violence, Female Genital Mutilation and Child Marriage," April 27, 2020.



PERSONAL OPINIONS ON, AND EXPERIENCES OF, GENDER DISCRIMINATION



GENDER DISCRIMINATION PRIMARILY AFFECTS WOMEN'S PROFESSIONAL LIVES

When asked about their personal life experiences that may point to gender inequality (education, professional life, health, pay, inheritance, freedom of movement, sexual and reproductive health), 57% of female respondents across the 17 countries, on average, state that they have experienced some form of discrimination in these spheres. This average percentage rises drastically in the responses obtained in Kenya (83%), India (81%), and South

Africa (72%), while it is lower in high-income countries: 39% in Great Britain, 41% in Australia, 42% in the United States, 46% in Canada, 49% in France, and 50% in New Zealand.

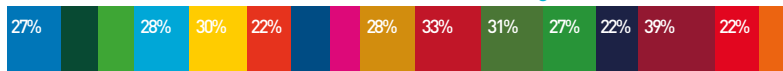
Each of these discriminatory situations is experienced in varying degrees and without any particular trend in each one of the countries surveyed, reflecting particularly different national contexts.



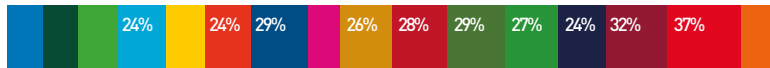
IN YOUR LIFE, HAVE YOU EVER EXPERIENCED ANY OF THE FOLLOWING?

Question asked only to female respondents

I DID NOT HAVE THE SAME ACCESS TO PROMOTION OPPORTUNITIES IN MY JOB AS MY MALE PEERS (Average of 17 countries) 25%



I AM NOT PAID AS MUCH AS MY MALE COUNTERPARTS WHERE I WORK (24%)



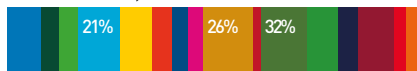
MY FREEDOM OF MOVEMENT HAS BEEN RESTRICTED AGAINST MY WILL BY FAMILY MEMBERS OR MY PARTNER (20%)



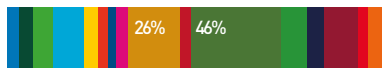
I HAVE HAD DICULTY ACCESSING EDUCATION AND PROFESSIONAL TRAINING COMPARED WITH MY MALE PEERS/RELATIVES (13%)



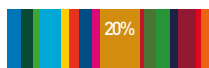
I HAVE HAD DICULTY ACCESSING MY CHOSEN METHOD OF CONTRACEPTION (FOR EXAMPLE, BECAUSE OF FAMILY RESTRICTIONS, COST ISSUES, LACK OF AVAILABILITY) (13%)



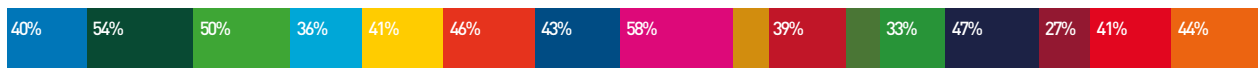
I HAVE NOT RECEIVED OR WILL NOT RECEIVE THE SAME INHERITANCE AS MY MALE RELATIVES (12%)



I HAVE HAD DICULTY ACCESSING ABORTION AND POST-ABORTION CARE (6%)



NONE OF THESE (40%)



DON'T KNOW (3%)



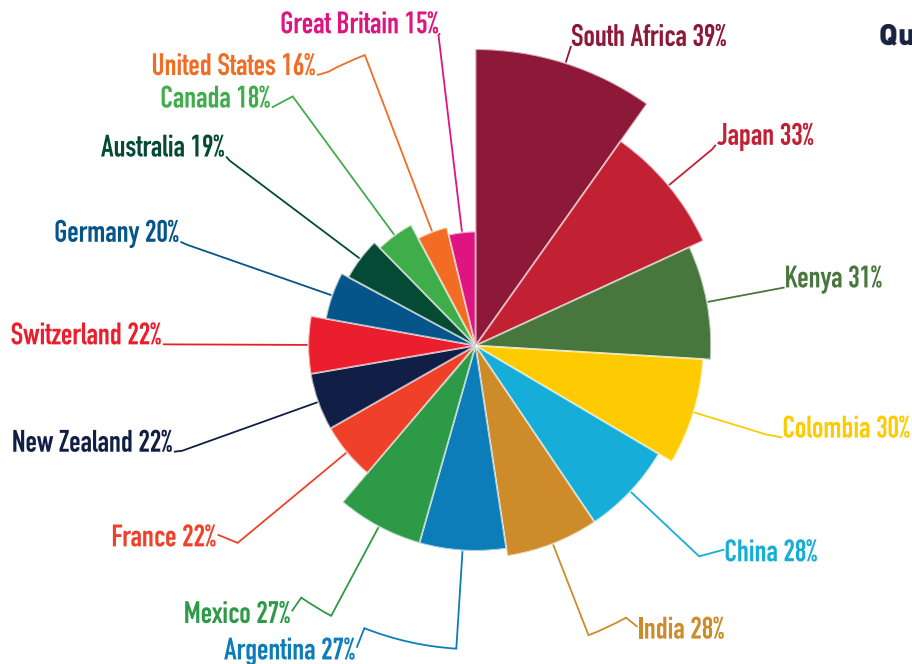
WOMEN ARE PARTICULARLY LIKELY TO EXPERIENCE DISCRIMINATION IN THEIR PROFESSIONAL LIVES

On average, one in four female respondents across the 17 countries (24%) report “not having the same access to promotion opportunities as [their] male peers.” This ranges

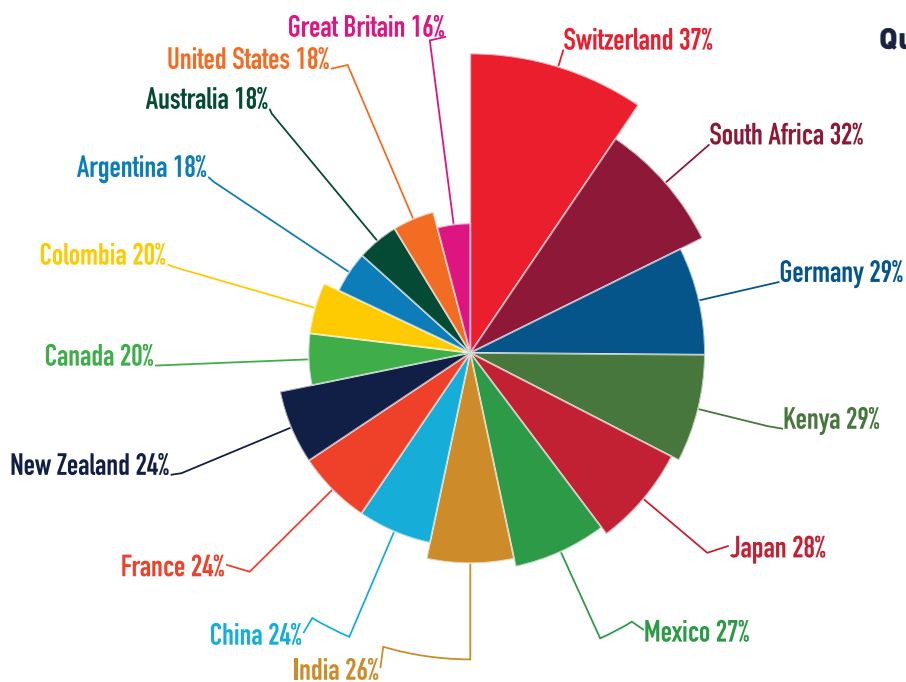
from 39% in South Africa to 15% in Great Britain. Female respondents in high-income countries tend to experience this less than their counterparts in middle-income countries.



I DID NOT HAVE THE SAME ACCESS TO PROMOTION OPPORTUNITIES IN MY JOB AS MY MALE PEERS



I AM NOT PAID AS MUCH AS MY MALE COUNTERPARTS WHERE I WORK



Close to a quarter of female respondents (24%) on average across the 17 countries say they are “not paid as much as [their] male counterparts where they work.” Female respondents in Switzerland (37%), South Africa (32%), and Germany and Kenya (29%) are the most likely to state that they are “not paid as much as [their] male counterparts where they work”. Meanwhile, these situations are reportedly less frequently in Argentina, Australia,

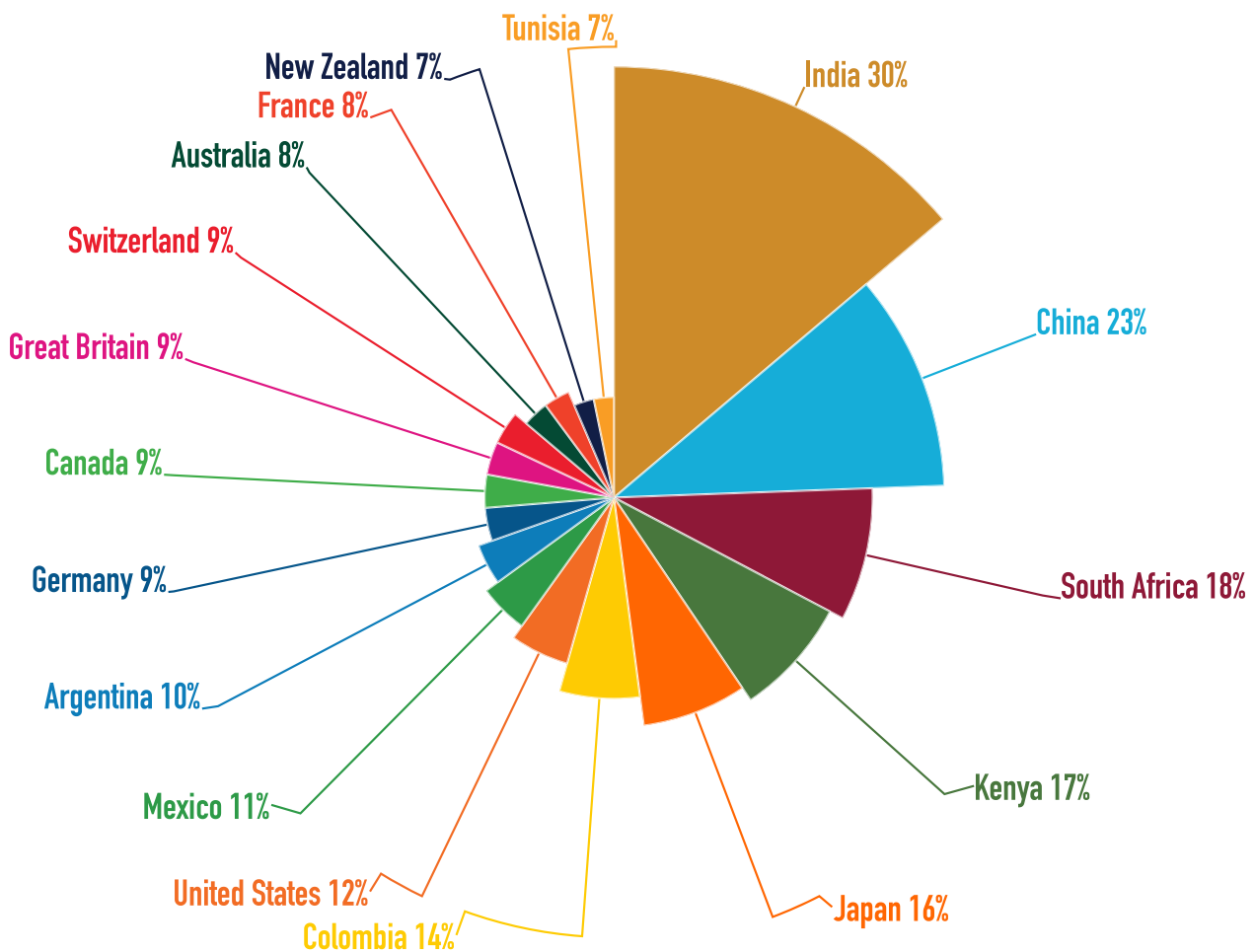
and the United States (18% each), and Tunisia (13%).

On average, 13% of female respondents believe they have encountered more “difficulties accessing education and professional training compared with [their] male peers/relatives.” This discrimination is particularly widespread in India (30%), China (23%), South Africa (18%), and Kenya (17%).



I HAVE HAD DIFFICULTY ACCESSING EDUCATION AND PROFESSIONAL TRAINING COMPARED WITH MY MALE PEERS/RELATIVES

Question asked only to female respondents



WOMEN FACE DIFFICULTIES IN ACCESSING SEXUAL AND REPRODUCTIVE HEALTH SERVICES

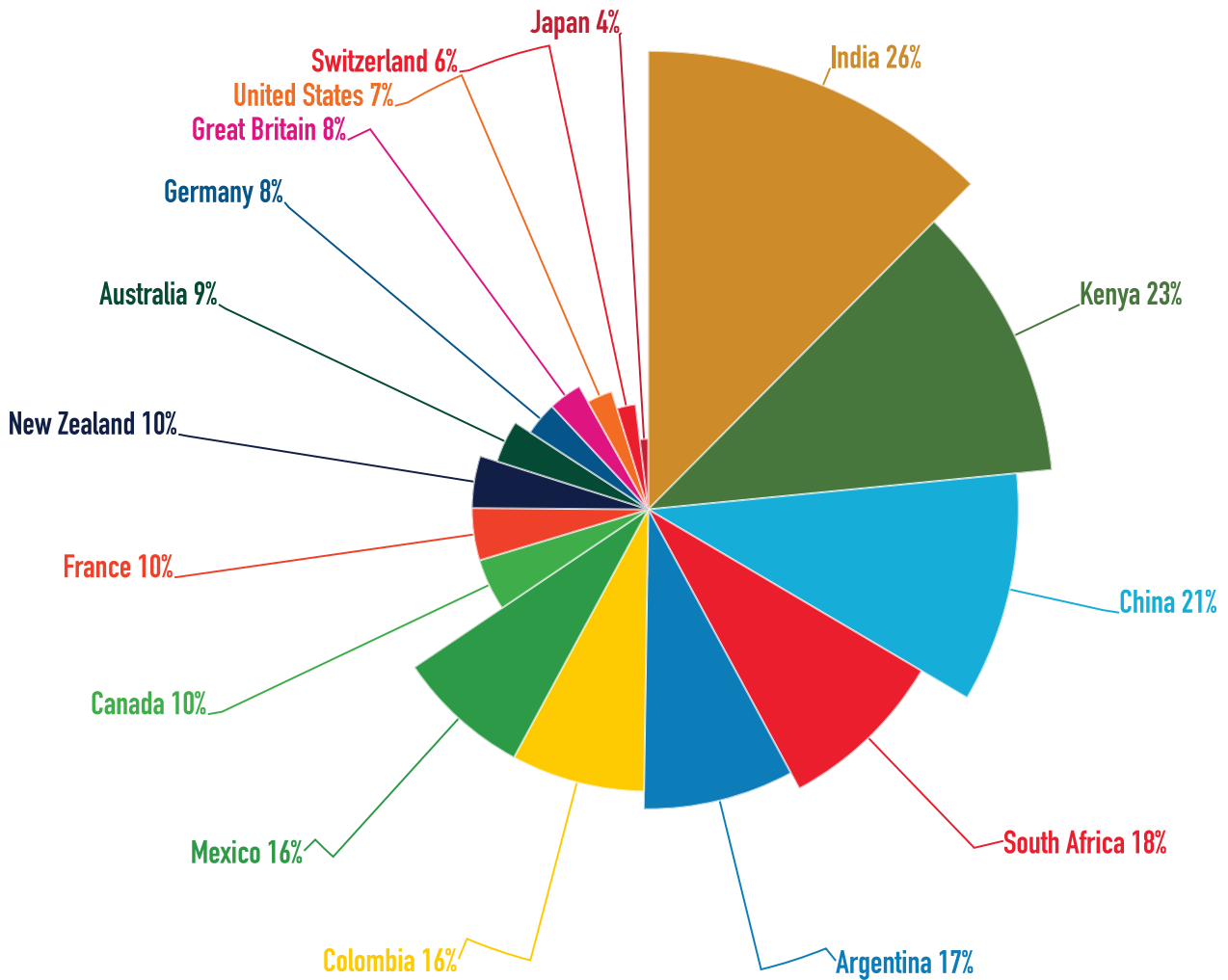
On average, in the 17 countries in this study, 12% of female respondents state that they “have had difficulty accessing [their] chosen method of contraception (for example, because of family restrictions, cost issues, lack of availability).” These challenges vary by country. For example, 26% of female respondents in India, 23%

in Kenya, 21% in China, 18% in South Africa, and 17% in Argentina and Mexico report that they have experienced difficulties in accessing their chosen method of contraception. Meanwhile, in high-income countries, these percentages of female respondents who report “difficulty accessing their chosen method of contraception” top out at 10%.



I HAVE HAD DIFFICULTY ACCESSING MY CHOSEN METHOD OF CONTRACEPTION (FOR EXAMPLE, BECAUSE OF FAMILY RESTRICTIONS, COST ISSUES, LACK OF AVAILABILITY)

Question asked only to female respondents



Across the 17 countries, 6% of female respondents report having experienced “difficulty accessing abortion and post-abortion care.” The responses are mostly similar in all of the countries, except in India where 20% of female respondents state they have had these difficulties (this goes up to

29% of female respondents living in rural areas of India) and to a lesser extent in China (11%). Female respondents aged 18 to 24 more often report difficulties accessing those services (9%) compared to female respondents aged 25 and older (5%).

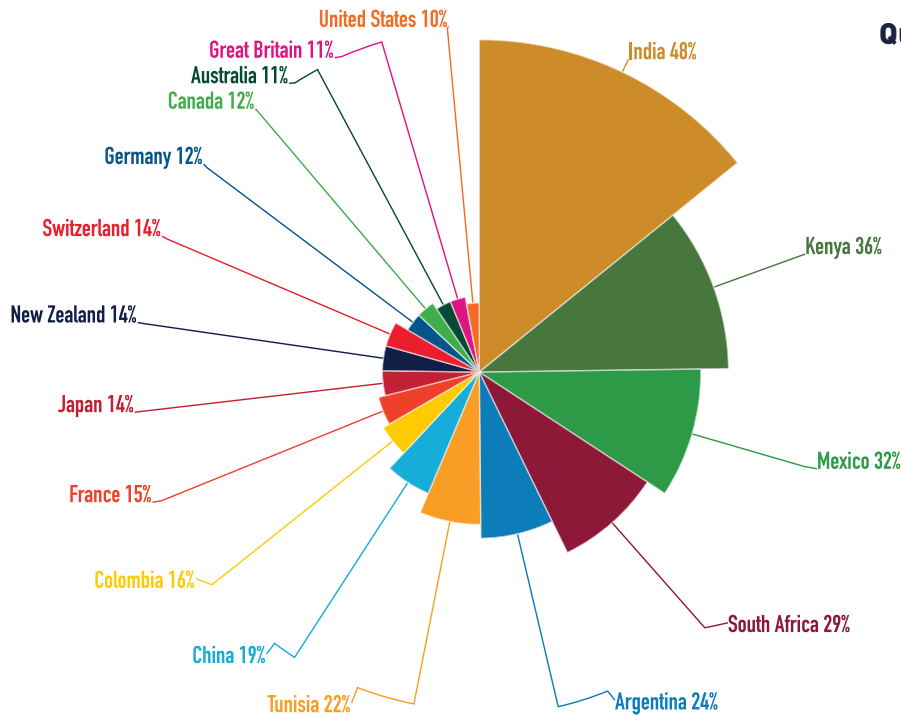
ONE IN FIVE FEMALE RESPONDENTS FACES OBSTACLES TO HER FREEDOM OF MOVEMENT

Despite being a fundamental human right, the freedom of movement is limited for many women throughout the world. On average, 20% of female respondents across the 17 countries

state that their “freedom of movement has been restricted against [their] will by family members or by [their] partner.” At the country level, this varies from 10% in the United States to 48% in India.



MY FREEDOM OF MOVEMENT HAS BEEN RESTRICTED AGAINST MY WILL BY FAMILY MEMBERS OR MY PARTNER



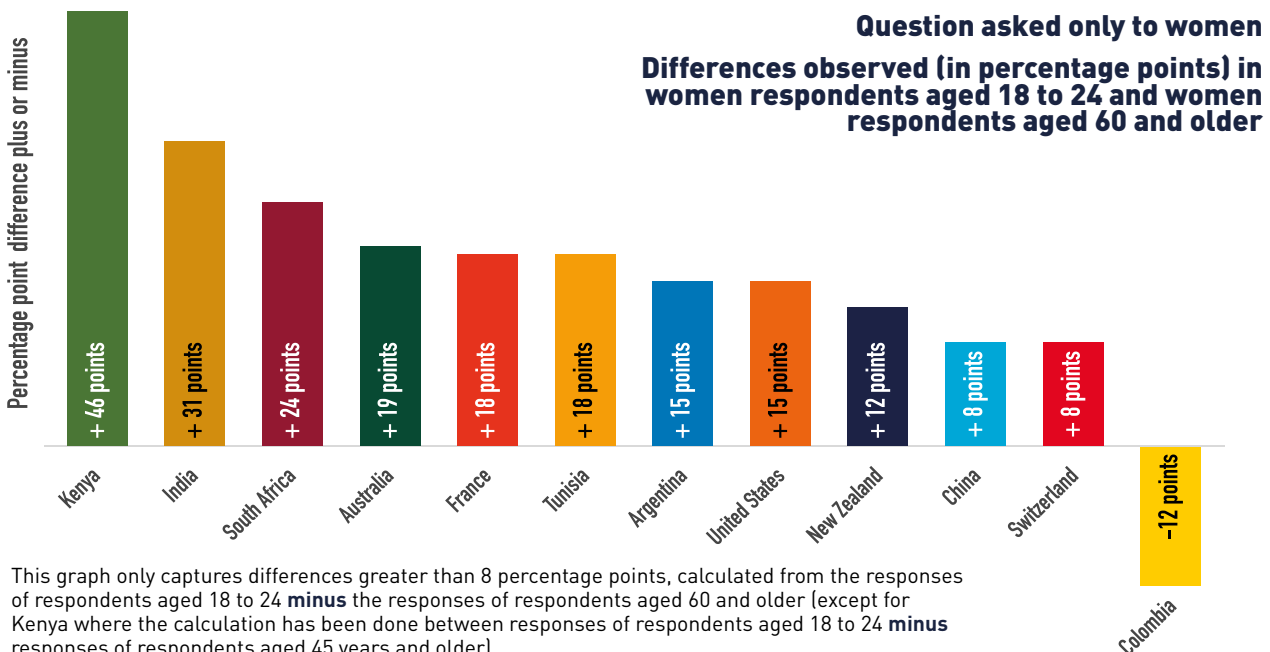
Question asked only to female respondents

In most of the surveyed countries, female respondents aged 18 to 24 are much more likely to report (or recall) having been subjected to restrictions on their freedom of movement "by family members or by [their] partner". Except in Colombia and Japan, the reported restrictions on freedom of movement decrease linearly with the age of respondents. Thus, while an average of

27% of respondents aged 18 to 24 state that their "freedom of movement has ever been restricted," this percentage falls to 13% of respondents aged 60 and older. This form of discrimination seems to be most frequent in India: up to 65% of female respondents aged 18 to 24 report having experienced restrictions on their freedom of movement.



MY FREEDOM OF MOVEMENT HAS BEEN RESTRICTED AGAINST MY WILL BY FAMILY MEMBERS OR MY PARTNER



Question asked only to women

Differences observed (in percentage points) in women respondents aged 18 to 24 and women respondents aged 60 and older

This graph only captures differences greater than 8 percentage points, calculated from the responses of respondents aged 18 to 24 **minus** the responses of respondents aged 60 and older (except for Kenya where the calculation has been done between responses of respondents aged 18 to 24 **minus** responses of respondents aged 45 years and older).

SEXIST BEHAVIORS UNIVERSALLY DENOUNCED AS UNACCEPTABLE... WITH A FEW EXCEPTIONS

As previously observed, women often experience sexist behaviors and attitudes in their public and private lives. This is widely documented throughout the world. Findings from this survey indicate that sexist behaviors are reportedly denounced by the majority of both male and female respondents in each surveyed country. The survey explores respondents' opinions

on whether the seven types of sexist behaviors commonly observed at home, at work, online, and in public are "acceptable" or "unacceptable." These results must be interpreted with caution. The answers formulated in a survey such as this one can reflect what respondents think is acceptable to say, rather than the lived realities or experiences of women.

In the 17 countries surveyed, the absolute majority of respondents think that the following behaviors are "unacceptable" (either mostly or completely):

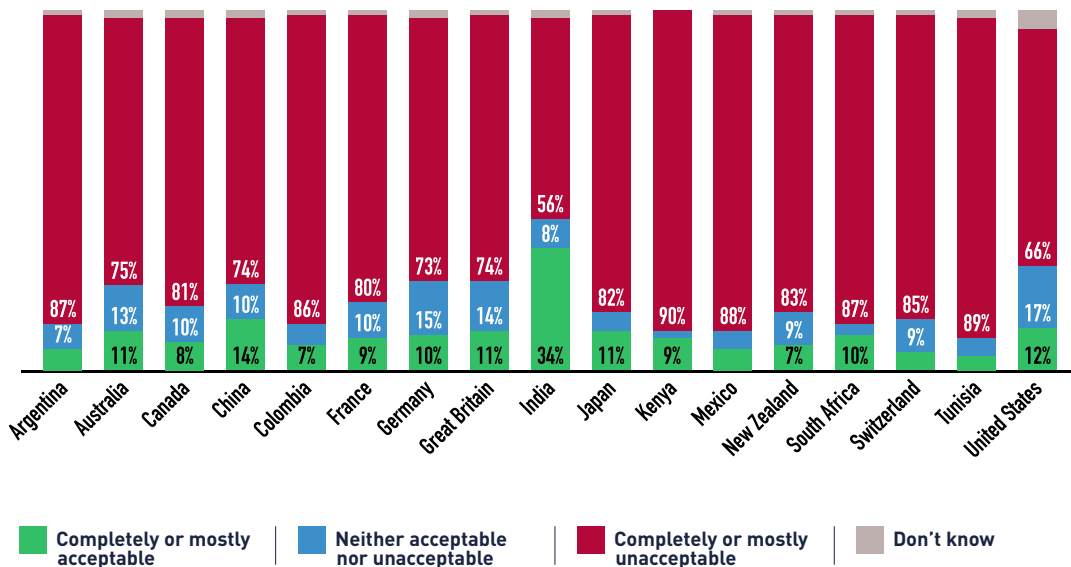
- "To whistle at a woman in the street or to touch her without her consent": an average of 80% of respondents;
- "To tell or share sexist jokes about a woman": an average of 57% (except in Germany 46%, Switzerland 45%, and France 44%);
- "To ask a woman during a job interview whether she has, or would like to have children": an average of 57% (except in Colombia 48%, China 44%, and India 43%);
- "That women earn less than men for the same work": an average of 78%; and
- "To let women do the majority of housework, childcare, and elderly care": an average of 58% (except in the United States 47%, Tunisia 43%, and India, where 34% of respondents find this "unacceptable," compared to 42% who find it "acceptable").

Overall, the distribution of responses seems to indicate that these acts of discriminatory behavior and ill-treatment of women are widely condemned, even though they commonly persist. Both female and male respondents answered similarly; however, male respondents systematically tend to disapprove less of these acts than their female counterparts.

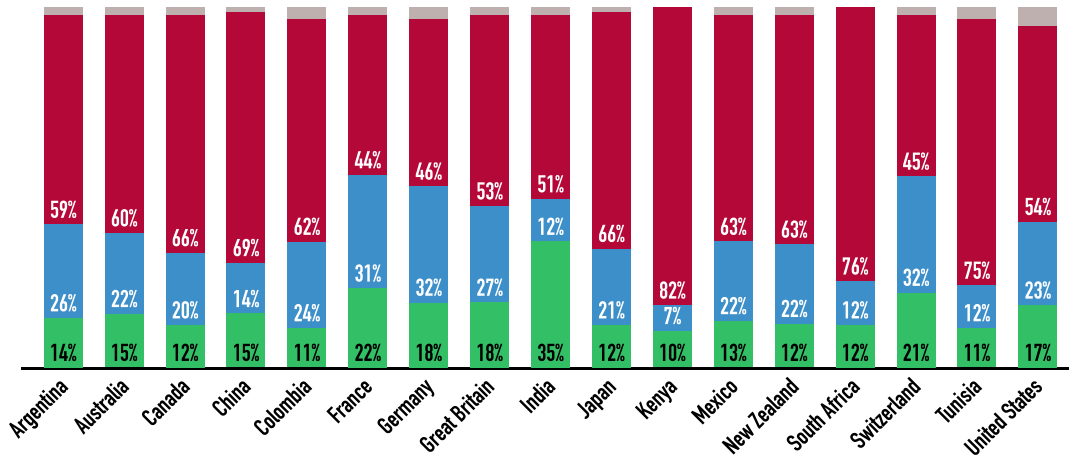


PLEASE TELL US HOW ACCEPTABLE OR UNACCEPTABLE YOU PERSONALLY THINK THE FOLLOWING STATEMENTS ARE:

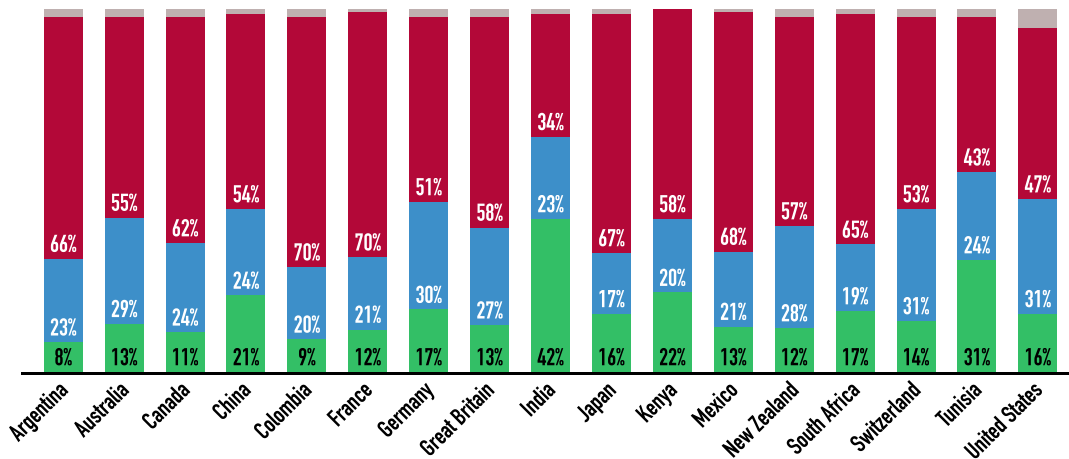
"TO WHISTLE AT A WOMAN IN THE STREET, OR TO TOUCH A WOMAN WITHOUT HER CONSENT"



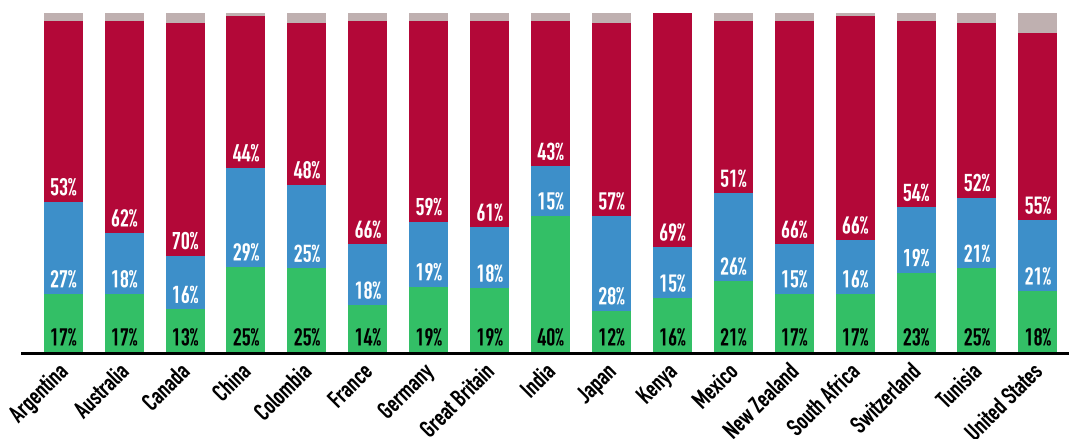
“TO TELL OR SHARE A SEXIST JOKE ABOUT A WOMAN WITH FRIENDS OR ON SOCIAL MEDIA”



“TO LET WOMEN DO THE MAJORITY OF HOUSEWORK, CHILDCARE, AND ELDERLY CARE”

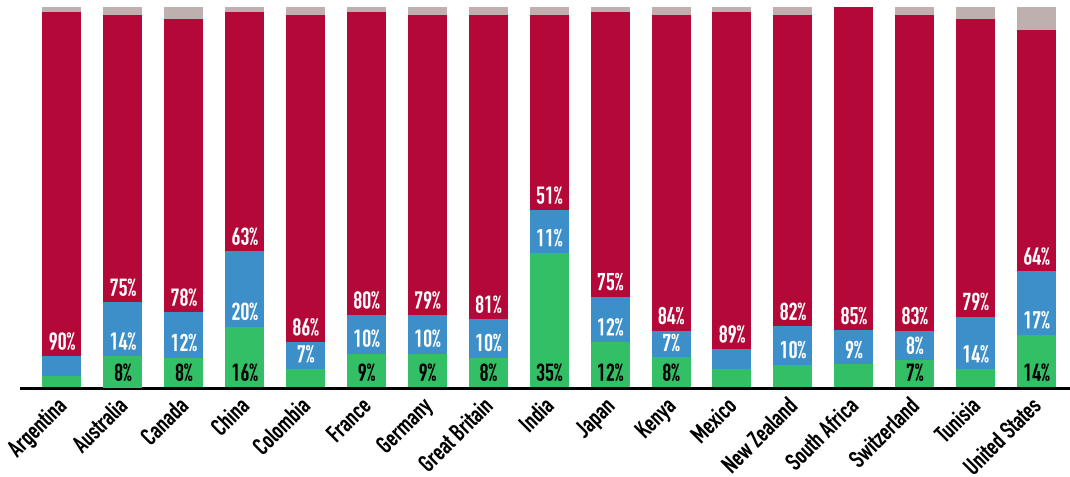


“TO ASK A WOMAN DURING A JOB INTERVIEW WHETHER SHE HAS, OR WOULD LIKE TO HAVE, CHILDREN”



■ Completely or mostly acceptable |
 ■ Neither acceptable nor unacceptable |
 ■ Completely or mostly unacceptable |
 ■ Don't know

“THAT WOMEN EARN LESS THAN MEN FOR THE SAME WORK”



The survey also explored how “acceptable” or “unacceptable” two behaviors at the heart of gender inequalities and violence against women were:

- “For women to always obey their partner”
- “For women to refuse sexual intercourse with their partner”

WOMEN DO NOT HAVE TO OBEY THEIR PARTNERS

A majority of respondents believe that it is “unacceptable” for women to always obey their partner in 14 out of the 17 survey countries.

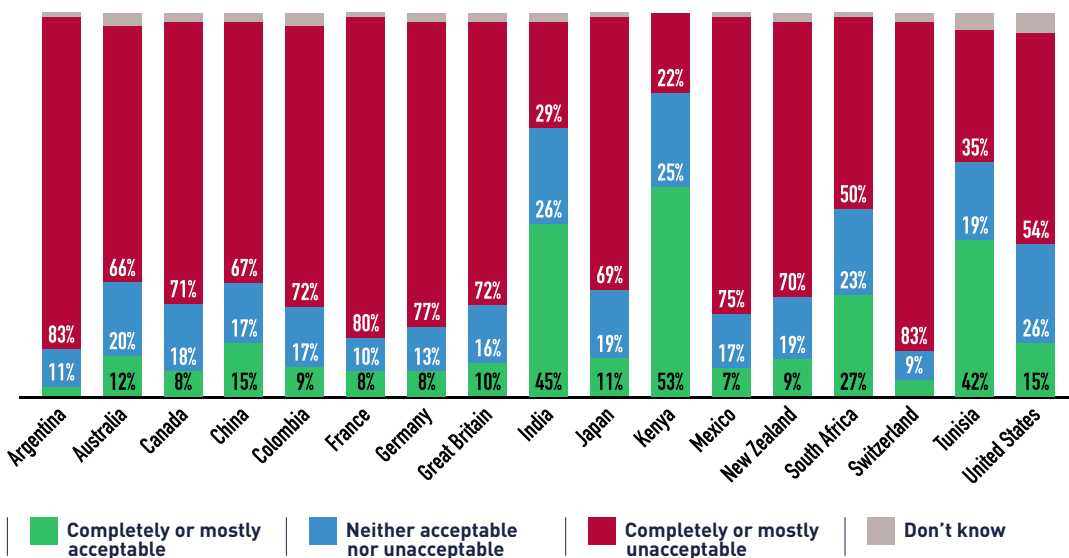
However, in Kenya, India, and, to a lesser extent, in Tunisia, a majority of respondents believe it is “acceptable” for women to always obey their partner. A closer analysis of the distribution of

responses shows that a majority of female and male respondents in Kenya and India declare that it is “acceptable” for women to always obey their partner, while in Tunisia it is only to a majority of male respondents (but not female).¹³⁹ In all three countries, a woman obeying their partner is more accepted by populations that live in rural areas.



PLEASE TELL US HOW ACCEPTABLE OR UNACCEPTABLE YOU PERSONALLY THINK THE FOLLOWING STATEMENTS ARE:

“FOR WOMEN TO ALWAYS OBEY THEIR PARTNER”



¹³⁹ In Tunisia, 36% of women surveyed deemed the idea that a woman must always obey her husband as “acceptable,” compared to 47% of men. 46% of Tunisian women consider this principle to be “unacceptable,” compared to 25% of men. And 15% of women and 23% of men deem this principle “neither acceptable nor unacceptable.”

ACCEPTABILITY FOR WOMEN TO OBEY THEIR PARTNERS: AGE, GENDER, AND PLACE OF RESIDENCE IN QUESTION



In Kenya and India, only the older female respondents think it is “unacceptable” for women to always obey their partner (42% of Kenyans aged 45 and older and 39% of Indian female respondents aged 60 and older). Even though it remains generally accepted, respondents living in an urban area are more likely to question this traditional norm than those in rural areas in India (13 percentage point difference) and Kenya (6 percentage points).

On the other hand, in Tunisia, female respondents of every age, and in particular young respondents (aged 18 to 25) surveyed,

question the unconditional obedience a woman should owe to her partner. In every age group, a relative majority of women think it is “unacceptable” for women to always obey their partner (46% on average). Tunisian male respondents do not question this discriminatory norm, but it is less accepted among those aged 18 to 24 compared to those aged 60 and older (11 percentage point difference). Even though Article 23 of the Personal Status Code in Tunisia establishes that the husband is the head of the family,¹⁴¹ the wife is not legally obliged to obey her husband.¹⁴²

WOMEN CAN REFUSE SEXUAL INTERCOURSE WITH THEIR PARTNER

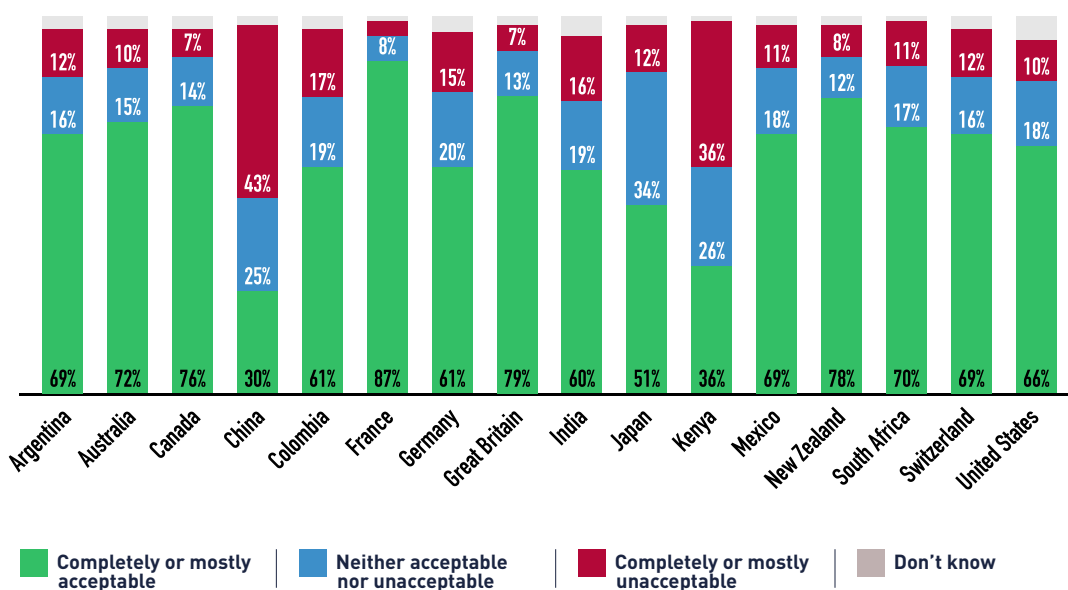
For the majority of respondents, it is “acceptable” for women to refuse sexual intercourse with their partner. In 14 out of 16 countries,¹⁴² a very large

majority recognizes the principle of consent, up to 87% in France, 79% in Great Britain, 78% in New Zealand, and 70% in South Africa.



PLEASE TELL US HOW ACCEPTABLE OR UNACCEPTABLE YOU PERSONALLY THINK THE FOLLOWING STATEMENTS ARE:

“FOR WOMEN TO REFUSE SEXUAL INTERCOURSE WITH THEIR PARTNER”



¹⁴⁰ République Tunisienne. “Code du Statut Personnel.”

¹⁴¹ World Bank, *Women, Business and the Law 2020* (Washington, DC: World Bank, 2020).

¹⁴² This question was not asked in Tunisia after noticing a refusal to respond to this question by the first few respondents in this country.

However, in some countries, a significant proportion of respondents deny even today, a woman's right to refuse sexual intercourse with her partner. This is the case for the majority of the population surveyed in China, where 43% of respondents (49% of men and 36% of women) find it "unacceptable" for women to refuse sexual intercourse with their partner. In Kenya, the same proportions of respondents believe that it is "unacceptable," where for 40% of male respondents in Kenya, the consent of women for sexual intercourse with their

partner is not necessary, a proportion that remains high among women, even if it is observed to a lesser extent (33%).

A woman's right to refuse sexual intercourse is acknowledged by 70% of respondents who self-identified as white in the United States, compared to 59% among respondents who identified as Asians, and 51% among respondents who identified as Black.¹⁴³ On the contrary, in South Africa, ethnicity does not impact this question.

THE ABILITY OF WOMEN TO REFUSE INTERCOURSE WITH THEIR PARTNER IS VERY IMPORTANT TO THE YOUNGEST AND WEALTHIEST RESPONDENTS IN CHINA



In China, although the majority of respondents say that it is "unacceptable" for women to refuse sexual intercourse with their partner, younger female respondents feel the opposite. Indeed, 51% of Chinese female respondents aged 18 to 24 and 40% of those aged 25 to 44 believe that women can refuse to have sexual intercourse with their partner, compared to 9% and 33% who do not agree in those age brackets, respectively.

On the contrary, female respondents aged 45 to 59 and male respondents of all ages are

more likely to think that it is "unacceptable" for women to refuse sexual intercourse with their partner (59% and 49%, respectively) than the opposite (18% and 24%, respectively). The level of household income also seems to influence the responses of female respondents: those belonging to the top three income quintiles strongly question whether women may refuse intercourse with their partner.

In China, the legislation does not explicitly criminalize spousal rape, but wives can file a complaint against their husbands.¹⁴⁴

As an illustration of the varied persistence of harmful gender norms in our societies, the opponents to women's ability to refuse intercourse with their partner are systematically over-represented among male respondents but at varying degrees in the 16 countries studied. For example, in China, India and Japan, the proportion

of male respondents who oppose the idea that women can refuse to have sexual intercourse with their partner is more than ten percentage points higher than the proportion of female respondents who do. In Australia, Great Britain and France, the difference between male and female respondents is smaller than 3 percentage points.

THE GAP BETWEEN RHETORIC AND REALITY



In France, 88% of female and 85% of male respondents declare that it is "acceptable" for a woman to refuse sexual intercourse with her partner, the highest proportions of the surveyed countries.

Yet, a recent study from the French feminist movement #NousToutes conducted online

with 108,947 people, including 96,600 female respondents aged 15 to 75 (not representative of the French population), revealed, that among those surveyed, nine women out of 10 reported "having experienced pressure to have sexual intercourse" and that in "88% of cases" it "has happened multiple times."¹⁴⁵

¹⁴³ Based on the US census classifications, respondents in the United States were asked to pick from one of these seven categories: 7 categories: "White," "Black or African American," "Asian," "Amerindian and Alaska native," "Native Hawaiian and other Pacific islander," "Other," "Two or more races".

¹⁴⁴ China Criminal Law, Article 236.

¹⁴⁵ NousToutes, *Enquête sur le consentement dans les rapports sexuels #JaiPasDitOui*, 2020.

THE PLACES WHERE WOMEN AND MEN FEEL MOST UNSAFE

The survey finds an average of 50% of all respondents across all 17 countries identify “public spaces” as places where they, or someone they know, personally feel at risk of assault and harassment. This is particularly the case in Argentina (63%), South Africa (66%), Tunisia (72%), and Mexico (75%). An average of 39% of respondents across the 17 surveyed countries report feeling at risk of assault or harassment “online (for example, on social media).”

Additionally, 25% of respondents identified “the place where [they] work or study” and 17% indicated their “home” as a high-risk environment.

Finally, an average of 27% of respondents in the 17 countries “do not feel at risk of assault or harassment.” This is particularly the case in high-income countries, in strong contrast to the responses in most middle-income countries.



IN GENERAL, WHERE DO YOU, OR SOMEONE YOU KNOW, PERSONALLY FEEL AT RISK OF ASSAULT AND HARASSMENT (FOR EXAMPLE, PHYSICAL, VERBAL, ETC.)?

IN PUBLIC SPACES (FOR EXAMPLE, TRANSPORT, ON THE STREETS) (Average of 17 countries) 50%



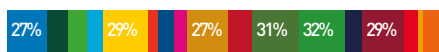
ONLINE (FOR EXAMPLE, ON SOCIAL MEDIA) (39%)



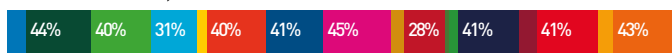
IN THE PLACE WHERE I WORK OR STUDY (25%)



AT HOME (17%)



NONE OF THESE; I DO NOT FEEL AT RISK OF ASSAULT OR HARASSMENT (27%)



DON'T KNOW (5%)



- Argentina
- Australia
- Canada
- China
- Colombia
- France
- Germany
- Great Britain
- India
- Japan
- Kenya
- Mexico
- New Zealand
- South Africa
- Switzerland
- Tunisia
- United States

CORRELATIONS BETWEEN SOCIODEMOGRAPHIC CHARACTERISTICS AND EXPERIENCING UNSAFE SITUATIONS OR PLACES

In some countries “not feeling at risk of assault or harassment” in any of these listed places varies when race is taken into account. For instance, in the United States, 50% of respondents who self-identified as white do not feel at risk of assault or harassment as opposed to 21% of respondents who self-identified as Black or African American. In South Africa, 18% of respondents who self-identified as white do not feel any risk of assault in any of these places or situations as opposed to 10% of respondents who self-identified as Black South Africans. In Canada, 46% of respondents who self-identified as white do not feel at risk of assault or

harassment in the places listed as opposed to 24% of respondents who self-identified as being part of another racial or ethnic group.¹⁴⁶

When looking at the percentage of respondents who state that they “do not feel at risk of assault or harassment,” the absence of a significant difference in male and female respondents’ answers seems counterintuitive. It is estimated that in countries with available data, 75 percent of the world’s women aged 18 and older, or at least 2 billion women globally, have experienced sexual harassment.¹⁴⁷

¹⁴⁶ Following the national census, respondents in Canada were asked to self-identify as “White,” “South Asian,” “Chinese,” “Black,” “Filipino,” “Latin American,” “Arab,” “Southeast Asian,” “West Asian,” “Korean,” “Japanese,” and “Other.” Sub-categories with limited sample sizes were combined into one broad analytical category.
¹⁴⁷ UN Women and the International Labour Organization, *Handbook Addressing Violence and Harassment against Women in the World of Work* (New York: UN Women, 2019).



FINANCING FOR GENDER EQUALITY AND EVERYDAY ACTIONS BY CITIZENS



A SHARED ASSESSMENT: ACHIEVING GENDER EQUALITY IS KEY TO ENDING GLOBAL POVERTY



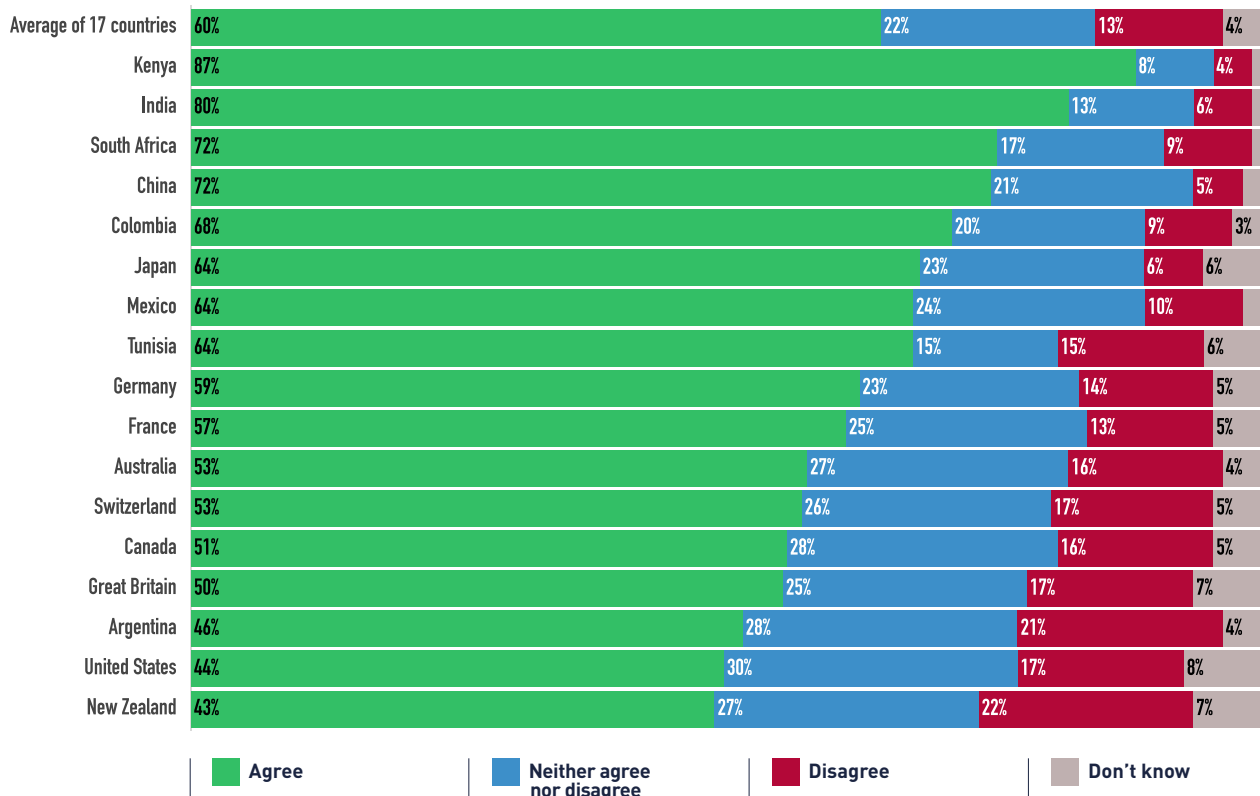
KEY FINDING: On average, 60% of the respondents in this study think that achieving gender equality is essential to end poverty in all countries.

The correlation between gender equality and the elimination of poverty exists in the mind of a majority of respondents in the 17 countries

(60% on average across all 17 countries). Some 22% “neither agree nor disagree,” while only 13% of respondents “disagree.”



ACHIEVING GENDER EQUALITY IS ESSENTIAL TO END POVERTY IN ALL COUNTRIES



The correlation between achieving gender equality and eradicating poverty is evident in the responses from Kenya (87%), India (80%), and China and South Africa (72%). All four of these are middle-income countries (lower- and upper-middle income countries) in which a significant proportion of the population lives in poverty or extreme poverty.

The correlation between gender equality and the fight against poverty is more emphasized by female respondents than male, particularly in Australia (a

difference of 16 percentage points), Canada (15 percentage points), Great Britain and Tunisia (14 percentage points), and Colombia (13 percentage points).

Based on this data, we can determine that the general public would be supportive of SDG 1 (end poverty in all its forms everywhere) and SDG 5 (achieve gender equality and empower all girls and women) and their inherent connectivity, even if they are not familiar with the SDGs as a whole.

THE GENERATION EQUALITY FORUM MUST BE AN OPPORTUNITY TO INCREASE FUNDING FOR WOMEN'S RIGHTS

In the run-up to the Generation Equality Forum, respondents were asked whether they support their governments increasing its funding to achieve gender equality.

Across the 17 countries surveyed, the majority of respondents — on average, 61% across all 17 countries — hope that their governments will seize the opportunity of the Forum to increase their funding for gender equality, either domestically or internationally. However, 8% to 34% of respondents across the 17 countries did not think that governments should or should not increase funding.

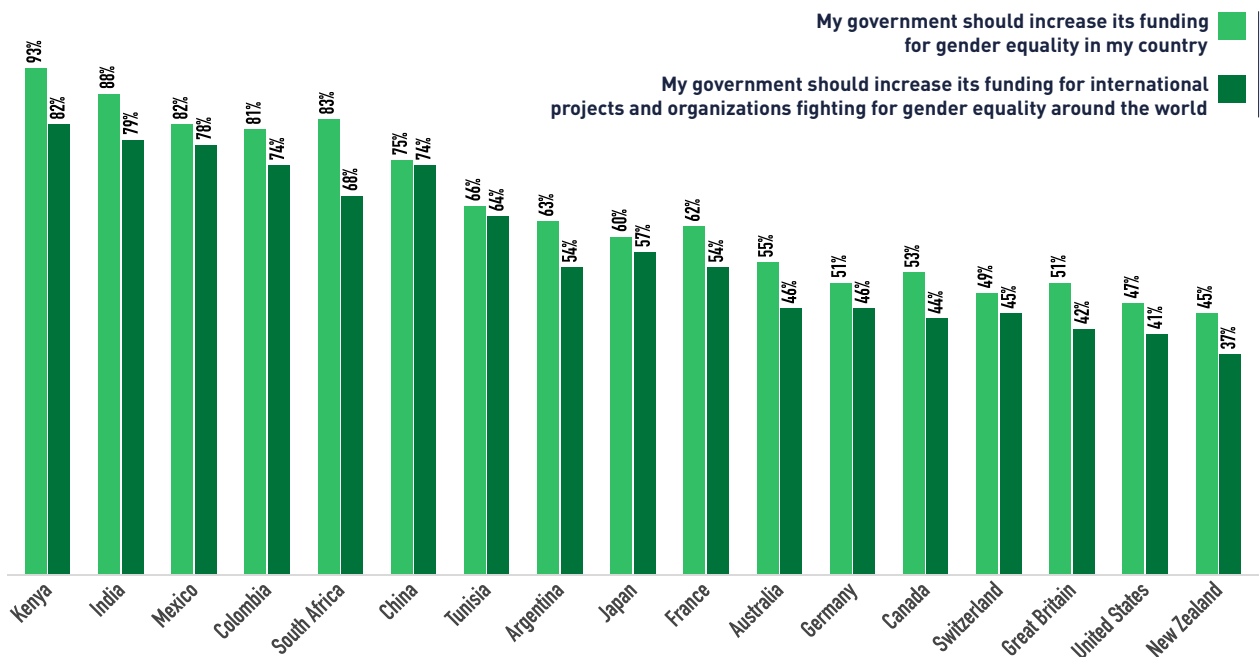
Whether it means taking action at the national level or financing international projects to favor gender equality around the globe, respondents from all sociodemographic categories expect action from their governments at the Generation Equality Forum. Nevertheless, racial background affects opinions to some extent. For instance, in South Africa, respondents

who self-identified as Black (82%) are more likely to be in favor of financing for gender equality than respondents who self-identified as white (65%). In Canada and Great Britain, respondents who self-identified as not white are more likely to support these findings (60% in each country) than respondents who self-identified as white (44% and 45%, respectively).^{148,149}

Approximately two in three respondents across 17 countries (65%) support increasing domestic expenditure. Support for increased funding for gender equality domestically is higher on average amongst low and middle-income countries surveyed (79%) compared to high-income countries surveyed (53%). A similar result is observed for support for international funding for gender equality, with close to six in 10 respondents (58%) on average across all 17 countries supporting increased funding for international projects and organizations working on advancing gender equality around the world.



WHICH ACTIONS, IF ANY, SHOULD YOUR GOVERNMENT TAKE TO ADVANCE GENDER EQUALITY IN YOUR COUNTRY?



¹⁴⁸ Following the national census, respondents in Canada were asked to self-identify as "White," "South Asian," "Chinese," "Black," "Filipino," "Latin American," "Arab," "Southeast Asian," "West Asian," "Korean," "Japanese," and "Other." Sub-categories with limited sample sizes were combined into one broad analytical category.
¹⁴⁹ Following the national census, respondents in Great Britain were asked to self-identify as "White," "Asian," "Black," and "Other." Sub-categories with limited sample sizes were combined into one broad analytical category.

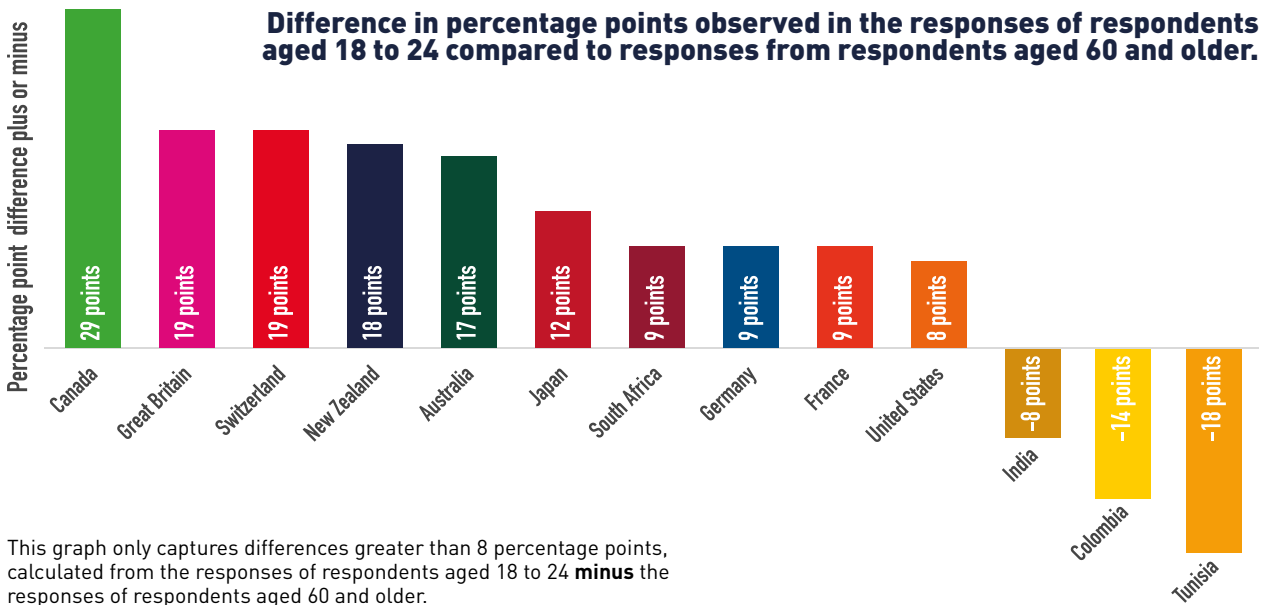
RESPONDENTS UNDER THE AGE OF 25 HAVE PARTICULARLY HIGH EXPECTATIONS FOR THEIR GOVERNMENTS WHEN IT COMES TO FUNDING FOR GENDER EQUALITY

Young respondents (aged 18 to 24), more than their older counterparts (aged 60 and older), expect their government to increase funding for gender equality **in their own country** during the Generation Equality Forum. The

opposite is true in Colombia, India, and Tunisia, where older respondents are more supportive of their governments increasing funding for gender equality in their own country than younger respondents.



MY GOVERNMENT SHOULD INCREASE ITS FUNDING FOR GENDER EQUALITY IN MY COUNTRY



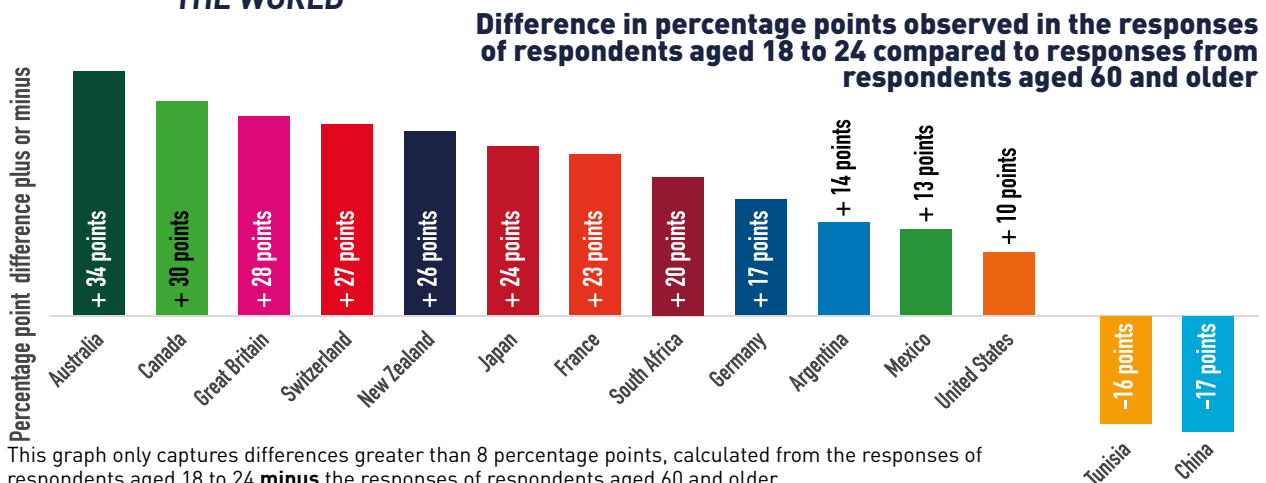
This graph only captures differences greater than 8 percentage points, calculated from the responses of respondents aged 18 to 24 **minus** the responses of respondents aged 60 and older.

Although female respondents of all ages are mostly in favor of their governments “increasing its funding for international projects and organizations fighting for gender equality around the world”, this desire is particularly strong among respondents

aged 18 to 24 (except in Tunisia and China). Female respondents aged 18 to 24 say that gender equality deserves to be thought of as a global challenge that relies on international projects and one that can advance the cause of equality around the world.



MY GOVERNMENT SHOULD INCREASE ITS FUNDING FOR INTERNATIONAL PROJECTS AND ORGANIZATIONS FIGHTING FOR GENDER EQUALITY AROUND THE WORLD



This graph only captures differences greater than 8 percentage points, calculated from the responses of respondents aged 18 to 24 **minus** the responses of respondents aged 60 and older.

WHAT EVERYDAY ACTIONS ARE PEOPLE WILLING TO TAKE TO ADDRESS GENDER INEQUALITY

Drawing lessons from the historic progress of women’s rights around the world, where, very often, successes have been achieved thanks to the mobilization of civil society, the extent to which citizens would be willing to act in favor of gender equality is valuable information.

On the eve of the Generation Equality Forum, and given the emergence of many new feminist

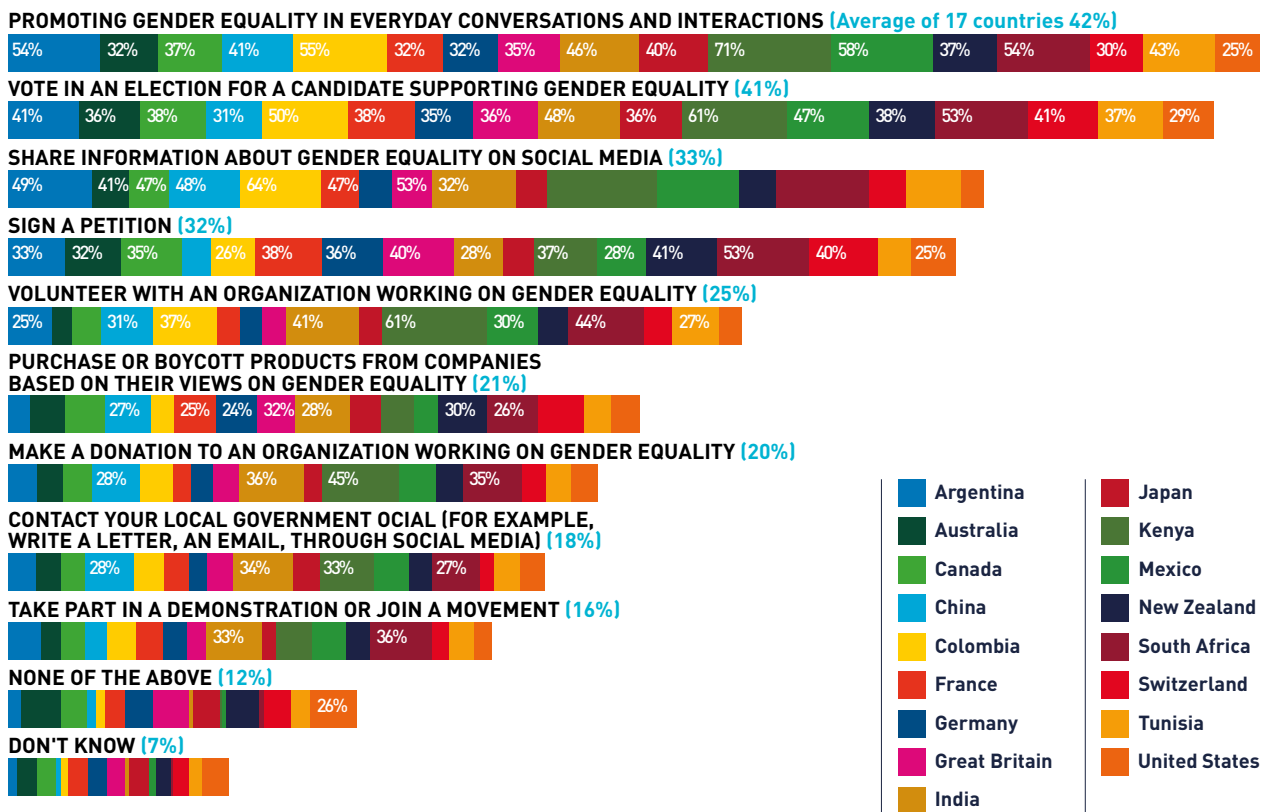
movements around the world, the survey seeks to determine what everyday action respondents would or would not be willing to take to make progress towards gender equality. The survey presents nine types of actions, across a spectrum of commitments and efforts, to understand how respondents would likely participate to encourage policymakers to tackle gender inequality around the world.



KEY FINDINGS: Four in five respondents (81%) say they are ready to commit to gender equality on average in the 17 countries.¹⁵⁰ On average, 41% of citizens are ready to “vote in an election for a candidate supporting gender equality.”



TO ENCOURAGE POLICYMAKERS TO TACKLE GENDER INEQUALITY AROUND THE WORLD, WHICH OF THE FOLLOWING ACTIONS WOULD YOU BE WILLING TO TAKE?



¹⁵⁰ Considering respondents who declared they would not be willing to take any of the proposed actions, and those who answered “don’t know” — attesting to a lack of commitment to action — those represent 19% on average across all 17 countries considered.

Responses reveal strong public demand in favor of a policy framework that advances gender equality. For example, 99% of respondents in Kenya and 59% of respondents in the United States are ready to act, in one way or another, to encourage policymakers to tackle gender inequality around the world. While more female respondents than male declare they are willing to take any type of action, it is important to note that the absolute majority of male respondents also state that they are ready to act.

The action that respondents are most likely to take is *“promoting gender equality in everyday conversations and interactions,”* which is selected by an average of 42% of respondents across all 17 countries.

The second most likely action respondents would take (with an average of 41%) is *“voting in an election for a candidate supporting gender equality.”* 61% of respondents in Kenya, 53% of respondents in South Africa, 50% of respondents in Colombia, and 48% of respondents in India are likely to consider the pro-equality positions of candidates in an election. Conversely, this behavior is only supported by 29% of respondents from the United States, the lowest response rate observed.

The third most likely action respondents would take

(with an average of 33%) is *“sharing information about gender equality on social media”* (an action systematically preferred by those under the age of 45 in comparison to other age groups). The fourth most preferred means of engagement (with an average of 32%) is *“signing a petition”* in favor of gender equality.

“Purchasing or boycotting products from companies based on their views on gender equality” ranks fifth, with an average of 21% across the 17 countries. Noting these results, the private sector would benefit from urgently promoting gender equality given the obvious interest from consumers. For example, 32% of respondents in India, 30% of respondents in South Africa, and 27% of respondents in China are willing to consider purchasing or boycotting products from companies based on their views on gender equality, which, if effectively carried out, could have a considerable impact on the market shares of the targeted companies in each country.

Finally, *“making a donation to an organization working on gender equality”* and *“contacting [their] local government official”* in regard to gender equality rank roughly at the same level of interest among respondents (an average of 20% and 18% across the 17 countries, respectively).



HARNESS CALL BY YOUTH FOR GENDER EQUALITY

The survey found that young female respondents (aged 18 to 24) overall are most eager to live in a gender-equal world compared to the rest of respondents. Across the 17 countries surveyed, nine out of 10 (89%) young female respondents declare that gender equality is “important” to them personally, compared to eight in 10 respondents on average (80%). They are also twice as likely (16%) as the population as a whole (8%) to consider “inequality between women and men” to be one of the three most important issues in their country. In 13 out of 17 countries, they are more likely than female respondents aged 25 and older, and male respondents of all age groups, to prioritize gender equality over other issues.

Young female respondents are also the most likely to personally act toward achieving gender equality and call on their governments to do the same. For example, 95% of young female respondents are willing to take action to encourage policymakers to address gender equality, through, for example, “promoting gender equality in their everyday conversations and interactions” (50%), “voting in an election for a candidate supporting gender equality” (45%), “sharing information about gender equality on social media” (45%), “signing a petition” (39%), “volunteering with an organization working on gender equality” (38%), or “making a donation to an organization working on gender equality” (30%). They are also comparatively more likely (78%) to think their government should do more to promote gender equality in their country than women aged 25 and older (68%) and male respondents of all ages (60%). And three in four young female respondents call on their government to increase its funding

for equality in their country on the occasion of the Gender Equality Forum, compared to two in three respondents on average.

Young female respondents also stress the importance of leaving no one behind. To advance gender equality in their country, 39% think their government should “focus efforts on marginalized women,” such as those living with a disability and migrant women. Comparatively, only 31% of female respondents aged 25 and older and 28% of all male respondents stress the importance of this intersectional approach. If female respondents of all ages are equally likely to recognize that achieving gender equality is essential to end poverty in all countries (64%), those aged 18 to 24 are more likely to believe their government should increase its funding for international projects and organizations fighting for gender equality around the world (70%, compared to 59% of older female respondents and 55% of male respondents).

Similarly, young male respondents (aged 18 to 24) generally hold more inclusive views than their elders. For example, 82% of young male respondents declare gender equality is “important” to them personally, compared to 75% of older male respondents. In addition, 94% of young male respondents declare they would be willing to take action to encourage policymakers to tackle gender inequalities around the world, compared to 90% of female respondents and 86% of male respondents aged 25 and older. It is clear that both young female and male respondents are in strong favor of achieving gender equality.





CONCLUSION



Overall, this survey finds that, although many respondents believe gender equality has progressed in the last 25 years, there is continued and deepened concern over persistent inequality between men and women around the world. The gendered impacts of COVID-19 have further exacerbated existing inequalities and reinforces the need to tackle the multifaceted systemic challenges that hinder progress towards gender equality.

But the survey also reveals reasons for hope and for action: on average across the 17 surveyed countries, 80% of respondents declare that gender equality is important to them personally. An overwhelming majority of people surveyed want to live in a gender-equal world, and they want their governments to do more to advance gender equality.

As we approach the Generation Equality Forum, this report provides a roadmap for action, especially as governments, the private sector, United Nations agencies, international development organizations, and civil society continue to collaborate to identify priorities for each of the six Generation Equality Action Coalitions. Together with existing data, this public perception survey can contextualize actions that the public most want to see and help inform political and financial investments within and across the six Action Coalitions.

CALLS TO ACTION

To respond to the most pressing needs of girls and women and deliver concrete results toward gender equality, decision-makers must match words with action. Going forward, they must:

- 1. Make bigger and bolder commitments and take meaningful action to advance a gender-equal world.** A gender equality lens is crucial to all development efforts, especially as the gendered impacts of global crises including COVID-19 and worsening climate change threaten to unravel decades of progress toward parity. Roughly two out of every three survey respondents across 17 countries feel their government should invest more to promote gender equality and this means making bigger, more substantial commitments and actions. This is the time for governments to make bolder, more purposeful commitments to people-centered solutions that promote gender equality and guarantee meaningful progress towards sustainable development.
- 2. Match gender equality commitments with financing and accountability mechanisms.** The Generation Equality Action Coalitions are designed to prioritize concrete actions to advance gender equality over the period of 2021 to 2026. To make these actions meaningful, they must be backed with investment — political and financial — from a variety of sources. This includes increased financial commitments for official

development assistance, domestic government expenditures, and from philanthropic and private sector actors. The financing to advance gender equality goals must address past failures/missteps in matching commitments with investment, fill both historic and new funding gaps that are vital to achieve gender equality, and set the course for steady and sustainable stream of investments and economic and social policy reform for gender equality. Key to the success of the Generation Equality Forum will be robust accountability to monitor financial commitments and execution of those commitments frameworks and the prioritization of adequate resources towards communities and organizations working directly with marginalized populations, including women-focused CSOs, youth-led organizations, women-led humanitarian groups, and intersectional feminist groups. This recommendation is well supported by survey respondents, who, on average across the 17 countries, hold 61% agreement that their governments should use the Forum as a platform to increase their funding for gender equality, either domestically or internationally.

- 3. Develop comprehensive policies and programs that foster collaboration across thematic issue areas.** The Generation Equality Action Coalitions identify six key areas needing attention and action to accelerate gender equality. However, decision-makers, advocates, and the public must be careful not to address these issues in isolation, when they are in fact deeply interconnected and indivisible, often fueling or reinforcing each other. Respondents identified these interconnections and often prioritized actions for governments that cut across various Generation Equality Action Coalition themes. For example, improving women's participation in the green economy is directly linked with survey respondents' request to prioritize women's economic justice and rights. Similarly, focusing on increasing digital safety to protect girls and women from sexual harassment is linked to the GBV and SRHR Action Coalitions. Therefore, the Action Coalitions' leaders across themes must work together to design and implement coherent and interconnected policy actions.
- 4. Identify and address entrenched gender norms and practices that inhibit gender equality through advocacy and public communications campaigns.** While survey respondents largely did not support discriminatory behaviors based on gender (such as asking a woman during a job interview whether she has, or would like to have children), there is still a sizeable population that believes some discriminatory practices are acceptable. In addition, some respondents still support the unequal balance of unpaid care work, discriminatory sexual and reproductive health measures, and laws

that limit women's ownership of economic resources. While this support remains a minority perspective, it inhibits full gender equality and must be addressed. Targeted education and awareness raising campaigns are necessary to tackle many of the harmful norms and practices highlighted throughout this report. It is equally important to address harmful norms and practices that extend beyond the report. For example, gender-based stereotyping in media and advertising content.¹⁵¹ Comprehensive education plays an important role in teaching children anti-discriminatory behavior. Furthermore, a vibrant civil society that is supported and resourced to publicly advocate for gender equality is essential to ensuring new and inclusive gender norms and policies are realized. In addition, women's visibility must be increased in politics, media, and academia is critical to challenging the status quo. The Generation Equality Forum is an opportunity to advance communications and advocacy efforts to tackle harmful gender norms and practices.

5. **Eliminate discriminatory laws and enact policies that respect and protect the health and rights of girls and women, in all their diversity, and drive gender equality.** Of particular interest to survey respondents is legal reform toward achieving gender equality, demonstrating the leading role that governments must play to address discriminatory laws and ensure the implementation of laws that advance girls' and women's rights. Legal reforms can include stronger accountability mechanisms for survivors of GBV, liberalizing abortion laws to provide safe abortion and post-abortion care, and requiring equal pay, amongst others. Legislation must have funding and implementation, monitoring, and evaluations plans tied to them and executed. Civil society and specifically, the communities for which the policies are designed to serve must be engaged in the reform process, from the design of new policies to ensuring decision-makers are accountable for implementation. The Generation Equality Forum is a platform for decision-makers, civil society, and the private sector to develop coordinated strategies and approaches for the elimination of discriminatory laws and practices.
6. **Prioritize and invest in gender-disaggregated data collection and analysis to inform policies and ensure no one is left behind.** This study demonstrates that there is tremendous value in capturing public perceptions as an advocacy tool. Collecting and using data disaggregated by gender, age, and other key socioeconomic stratifiers' with

and with an intersectional lens is similarly important so that policies, investments, and programs can prioritize and address the needs of all girls and women, especially the unique needs of youth and marginalized populations so that no one is left behind. This includes girls and women living with disabilities, ethnic and racial minorities, Indigenous communities, refugees and migrants, and LGBTQIA+ people. During the COVID-19 pandemic, the need to focus on gender-disaggregated data is even more pertinent. As of October 2020, 73 out of 183 countries reported confirmed cases and deaths disaggregated by sex.¹⁵²

7. **Ensure that COVID-19 response and recovery plans have a gender lens and address overlapping inequalities, such as race and poverty, tied to the pandemic's health and socioeconomic impact.** The survey finds that the gendered impact of COVID-19 is prevalent. Across 13 of the 17 countries, female respondents report experiencing more emotional stress and mental health challenges during the pandemic compared to male respondents. On average across the 17 countries surveyed, 82% of respondents support involving women in all aspects of the global health response and recovery efforts to COVID-19, including in the development of policies and treatments. On the ground, women are playing an outsized role responding to COVID-19, including as frontline healthcare workers, caregivers at home, and mobilizers in their communities. To address these realities, a gender lens to COVID-19 response and recovery is mandatory. This means that (a) women and young people from diverse backgrounds must be meaningfully engaged in the COVID-19 pandemic recovery and response efforts through partnerships, funding, and leadership positions; (b) those on the frontlines of the COVID-19 response, the overwhelming majority of whom are women,¹⁵³ must be protected and supported; and (c) gender equality in health systems strengthening must be prioritized by rebuilding health systems to meet the needs and realities of all, including in times of crisis. The Generation Equality Forum is an opportunity to influence COVID-19 response and recovery efforts to ensure they have more inclusive leadership structures and are more gender transformative in their design and application.
8. **Ensure that investments, policies, and programs meet the needs and equally benefit all girls and women, including young people and people from underrepresented groups.** The survey reinforces that young people have particular expectations from decision-makers when it comes to achieving

¹⁵¹ UN Women. [Unstereotype Alliance](#). 2020.

¹⁵² UN Women. "COVID-19: Emerging gender data and why it matters," last modified June 26, 2020.

¹⁵³ Women form 70% of frontline workers in the health and social sector workforce. WHO. "Gender equity in the health workforce: analysis of 104 countries," 2019.

gender equality. Three in four young female respondents (aged 18 to 24), across all 17 countries, call on their government to increase funding for equality in their country on the occasion of the Gender Equality Forum, compared to two in three respondents on average. They also stress the importance of leaving no one behind. To achieve gender equality in their country, 39% think their government should “*focus on marginalized women*,” for example ethnic minorities, LGBTQIA+ individuals, disabled women, refugees, and migrants. In addition, female respondents who migrated for economic reasons are more likely than those who did not to call on their governments to “*increase access to contraception and family planning options*” (a difference of 11 percentage points). The Generation Equality Forum is a chance to break the patterns of exclusion that have left marginalized girls and women underrepresented and underserved. Those in positions of power should co-create policy solutions, programs, and tools with young and underrepresented groups to ensure that they best fit their community’s wants and needs. Furthermore, decision-makers must support the Women, Peace, and Security and Humanitarian Action Compact as a tool for inclusion and representation of girls and women in humanitarian settings, which seeks to leverage existing commitments in the sector and create synergies that catalyze financial commitments and give new momentum to this agenda. The Compact is focused on financing, monitoring, and accountability of existing policies and frameworks.

LOOKING AHEAD

The survey findings and recommendations signal a need for decision-makers across the world to recognize citizens are paying attention, they are supportive, and they are demanding actions on the far-reaching impacts of gender equality that cut across the public and private spheres and affect the health, rights, and well-being of individuals, countries, and the world. The Generation Equality Forum provides an apt opportunity for a variety of stakeholders to make informed decisions, take collective action to deliver on the promise of gender equality, and deliver on the will of their citizens.

On a broader note, while the scope of the survey covers a wide range of inequalities, it is not by its nature completely comprehensive of all inequalities that girls and women face. It is important to recognize these inequalities that do not fall within the scope of the study (for example, over-representation of men in history and culture,¹⁵⁴ the stereotyping of girls and women in media and advertising content,¹⁵⁵ or the oppression of women with discriminated intersectional identities such as sexual orientation, race, class, disability, and age). Those inequalities are often entrenched in social norms and constructs or concealed in the private sphere and affect all aspects of girls’ and women’s lives.

Many individuals and organizations are already working to challenge those issues, but they must receive more attention. This should inspire the action of civil society, encourage the mobilization of the educational and cultural communities, foster decision makers’ engagement, and motivate legal reforms. The current revival of the feminist movement worldwide holds promises — but activism toward gender equality isn’t enough. Meaningful action toward advancing a gender-equal world requires decision — .

¹⁵⁴ UNESCO. *Gender equality, heritage and creativity* (UNESCO: 2014).

¹⁵⁵ UN Women. 2020. *Unstereotype Alliance*.



ANNEXES



ANNEX 1: SURVEY METHODOLOGY

The survey was carried out through an online poll in 17 countries (Australia, Argentina, Canada, China, Colombia, France, Germany, Great Britain, India, Japan, Kenya, Mexico, New Zealand, South Africa, Switzerland, Tunisia, and the United States) in primary local languages, including Arabic, Chinese, English, French, German, Hindi, Japanese, and Spanish.

Survey Questionnaire

Focus 2030, Development Engagement Lab, and Women Deliver co-created the survey questionnaire, with a set of 23 questions based on the current literature and priorities of the global gender equality agenda. The survey questionnaire was reviewed by UN Women. The full questionnaire can be found in Annex 3.

The Polling Institute: Deltapoll

Deltapoll¹⁵⁶ is an opinion poll institute based in the United Kingdom that also produces analysis and provides strategic advice. It was founded in 2018 in London by Martin Boon, Joe Twyman, and Paul Flatters. Deltapoll uses a panel of 750,000 adults in Great Britain and Northern Ireland and global panels covering 60 million people across 45 countries worldwide, including the 17 countries in this particular study.

Setting up the Panel: Sampling

Panel respondents were recruited on the internet from a wide variety of sources including invitation via Internet service providers and recruitment through pop-up ads on websites. Each respondent receives a fixed bonus per month based on the number of surveys they have completed.

Approximately 1,000 survey respondents in each of the 17 countries were sampled from the panel through quotas to ensure representation of the adult population of each country. In total, this comparative survey across 17 countries is based on a sample of 17,160 respondents.

Demographic Data Collected

Respondents were asked to self-identify their gender using three possible options: “male,” “female,” and “in another way.” “In another way” may include (but is not limited to): agender, genderqueer, non-binary, transgender female, transgender male, Hijra, Two-Spirit, prefer not to say, and gender identity not listed. The number of “in another way” self-identified respondents was very small in each country,¹⁵⁷ and, hence, these

were not included in the gender-disaggregated analyses. In addition, information was collected on the respondent’s age (i.e., 18 to 24 years old, 25 to 44 years old, 45 to 59 years old, 60 and older), education level (i.e., no formal education, some formal schooling but not university/college, university/college and beyond), income levels (categorized by quintiles), migrant status (i.e., refugee and/or asylum seeker, forcibly displaced within or from country of origin, economic migrant, none of the above), and race or ethnicity as appropriate for the country context.

This study did not survey people under 18 for both ethical and legal purposes, because the sociodemographics chosen included political elements, the age bracket chosen was composed of respondents of voting age.

With regard to political orientation, respondents were to select an option on a 0 to 10 scale where 0 is left and 10 is right. In this report, a respondent is considered to have self-identified as we define “left-leaning” if they selected options from 0 to 3, “center” if they selected options from 4 to 6, and “right-leaning” if they selected options from 7 to 10. The use of this scale for political measure allows for a harmonization of the results across all 17 countries on an operational level.

The answers collected in China and India on political orientation were statistically subject to bias, and therefore, this report does not rely on any political orientation from respondents in China and India. In the United States, the terms “conservative” and “liberal” were used in the questionnaire instead of “right” and “left” as these do not apply to the national context.

For practical reasons, although in some countries a majority of respondents seem to self-identify as “center,” the analysis focuses on the contrast between “left-leaning” and “right-leaning” respondents in order to assess whether political orientation is associated with the opinions, knowledge, and experiences across issues.

Cross-break analysis can be found in the 17 country sheets.

Weighting and Data Analysis

For each country, the raw data was weighted by gender, age, and region plus past vote (where applicable, excluding China) from the previous first-order election. The targets for these weights were derived from national census data along with official government statistics, large national surveys, and

¹⁵⁶ Deltapoll | Polling.

¹⁵⁷ Number of respondents self-identifying as “in another way” out of total number of respondents by country: Argentina (0/1,002), Australia (0/1,007), Canada (2/1,006), China (1/1,013), Colombia (0/1,009), France (2/1,002), Germany (0/1,001), India (3/1,003), Japan (1/1,000), Kenya (6/1,080), Mexico (2/1,006), New Zealand (3/1,004), South Africa (0/1,010), Switzerland (2/1,004), Tunisia (10/1,009), United Kingdom (1/1,003), United States of America (3/1,001).

verified election data. The results tables were then produced in SPSS and formatted in Excel.

The data tables were then analyzed by Focus 2030, in partnership with the Development Engagement Lab¹⁵⁸ (DEL) team and Women Deliver.

Survey Dates and Margin of Error

Responses were obtained online between 24 July 2020 and 7 August 2020 from all 17 countries. Based on a random sample of 1,000 respondents in each of the countries surveyed, the margin of error is +/- 3 percentage points with a 95% confidence interval.

Race and Ethnicity

Information was collected on respondents' race or ethnicity in all 17 countries but France, where the "Data Protection Act" of January 1978 prohibits the collection or processing of personal data in which racial or ethnic origin is directly or indirectly mentioned. The categories were taken, where possible, from the top-level national census questions for each individual country. Where this was not possible, official government statistics and large-scale national surveys were used instead. Smaller sub-categories were then combined to create logical categories of sufficient size. For example, in Great Britain "Black African," "Black Caribbean," and "Black Other" were combined into one single "Black" category.

Translation Methods

The translations of the questionnaire used to survey respondents in each country were conducted by a leading independent professional translation agency based in London who conducts translations for companies in the research and legal space.

Biases and Limitations

Representing the diversity of the world's countries through a comparative survey of 17 countries was a challenge. Because any such project cannot, by definition, be exhaustive, choices had to be made in the selection of the countries to cover. Despite the inherent limitations of this unavoidably incomplete exercise, this comparative survey across 17 countries nevertheless provides a very significant portrait of the cause that concerns us worldwide: equality between women and men.

All surveys or polls are susceptible to methodological bias. Inevitably, the sample of respondents, while representative along some demographic indicators, may not be an accurate representation of the adult population of each country in all its social or

demographic parameters. External factors may affect the constitution of the panel: the willingness or personal interest to participate in the survey, the ease or difficulty of respondents to contribute through an online survey, geographical considerations allowing for more representation of urban areas in some countries, the specific context of COVID-19, and the unprecedented experience of lockdown, etc.

Thus, the fact that these surveys were conducted exclusively online did not allow the expression of people who would be deprived of any access to the internet. While the impact of an online survey is minimal in more developed countries, in countries such as Argentina, China, Colombia, India, Kenya, Mexico, South Africa, and Tunisia, it is inevitable that the respondents in the selected panel will be more representative of urban areas and more advantaged professional circles.

Furthermore, the specificities of each country surveyed in terms of social norms and attitudes had to be taken into account when structuring the samples and drafting the questionnaire. For example, questions on ethnicity were not possible in France,¹⁵⁹ while questions on sexuality or sexual orientation were removed in Tunisia and adapted in Kenya, where homosexuality is either illegal or criminalized.

Intersectionality

Girls and women have numerous identities in addition to their gender, and systemic discrimination on the basis of these is often multiple and intersecting. Because girls and women have intersecting identities, work to advance gender equality must also advance racial justice and other pressing human rights issues. The study attempts to reflect the experiences of all girls and women to the extent possible. To this end, answers to the survey were analyzed according to respondents' gender and other socioeconomic characteristics, such as age, income level, education level, and place of residence.

Given the limited sample sizes (approximately 1,000 respondents in each country), this report only presents the opinions, attitudes, and experiences of respondents belonging to traditionally underrepresented racial, ethnic, and migrant communities when statistically significant and does not present results for respondents with traditionally underrepresented to sexual and gender identities. It is nevertheless important to recall that they often experience intersectional forms of discrimination, while being excluded from decision-making processes. "

¹⁵⁸ The Development Engagement Lab (DEL, 2018-2024), is a research project based on online surveys conducted in France, Germany, the United Kingdom, and the United States by the YouGov Institute. This comparative research is led by Jennifer van Heerde-Hudson (UCL) and David Hudson (Birmingham University). DEL measures opinions, feelings, knowledge, experiences, and attitudes in order to understand how citizens perceive the world around them, understand the major contemporary challenges, and, more particularly, support (or not) the actions carried out by development actors in favor of the poorest populations and the achievement of the Sustainable Development Goals worldwide.

¹⁵⁹ The question of ethnicity was not asked in France since the "Data Protection Act" of January 1978 prohibits the collection or processing of personal data in which racial or ethnic origin is directly or indirectly mentioned.

ANNEX 2: FURTHER DETAILS ON THE 17 COUNTRIES SURVEYED

Country	Region	Income level ¹⁶⁰	G7 member	G20 member	Feminist foreign policy	Generation Equality Forum steering committee member	Action Coalition 'leadership'	OECD DAC member	Gendered ODA as % of allocable ODA ¹⁶¹
Argentina	Latin America	Upper-middle		X			Bodily Autonomy and SRHR		N/A
Australia	Oceania	High		X				X	56%
Canada	North America	High	X	X	X	X	Feminist Movements and Leadership	X	93%
China	East Asia	Upper-middle		X					N/A
Colombia	Latin America	Upper-middle							N/A
France	Europe	High	X	X	X		Bodily Autonomy and SRHR	X	19%
Germany	Europe	High	X	X			Economic Justice and Rights	X	40%
India	South Asia	Lower-middle		X					N/A
Japan	East Asia	High	X	X				X	66%
Kenya	Sub-Saharan Africa	Lower-middle					Gender-based Violence		N/A
Mexico	Central America	Upper-middle		X	X		Economic Justice and Rights		N/A
New Zealand	Oceania	High						X	49%
South Africa	Sub-Saharan Africa	Upper-middle		X		X	Economic Justice and Rights		N/A
Switzerland	Europe	High						X	60%
Tunisia	North Africa	Lower-middle				X	Technology and Innovation		N/A
Great Britain	Europe	High	X	X			Gender- based Violence	X	46%
United States	North America	High	X	X				X	21%

¹⁶⁰ Countries' income classification follows the World Bank's country classification by income levels: low-income economies are defined as those with a GNI per capita of \$1,035 or less in 2019; lower middle-income economies are those with a GNI per capita between \$1,036 and \$4,045; upper middle-income economies are those with a GNI per capita between \$4,046 and \$12,535; high-income economies are those with a GNI per capita of \$12,536 or more.

¹⁶¹ OECD, "Development Co-operation Report Country Profiles," 2020.

ANNEX 3: SURVEY QUESTIONNAIRE

Q1 Thinking about the list of issues below, which do **you personally** believe are the most important issues facing your country at the present time? *(Please tick up to three from the options below)*

- Crime
- Corruption
- Migration, asylum seekers, refugees
- The economy
- Climate change and the environment
- War, conflict, terrorism
- Inequality between women and men
- Racism and other forms of discrimination against minorities
- Education
- Health
- Global diseases and pandemics
- None of these
- Don't know

Q2 In your view, compared to 25 years ago, is gender equality (in other words, equal rights and opportunities between women and men) in your country:

- Better
- More or less the same
- Worse
- Don't know

Q3 Thinking about the list of reasons below, which, if any, do you personally think are the main reasons why women may not be equal to men in your country? *(Please tick up to three from the options below)*

- Because women and men are not equally represented in politics
- Because of religion and culture that do not treat women and men as equals
- Because boys and girls are treated differently growing up
- Because women and men have different employment opportunities
- Because unpaid care, domestic work, and parental responsibilities are not shared equally between women and men
- Because women and men cannot exercise the same level of control over their bodies (for example, access to contraception, delaying childbirth)
- Because crises (for example, conflict, natural disasters, pandemics) have unequal effects on women and men
- Because men tend to be physically stronger than women
- Because girls do not receive the same access to education as boys
- None of these
- Don't know

Q4 During the current COVID-19 pandemic, countries have enforced policies to ensure people stay at home or practice social distancing. Please tell us which of the following options apply to your experience during this time. *(Please select all that apply)*

- I couldn't do as many hours of paid work as I usually would
- I lost my job
- I received unemployment benefits and/or any other form of financial support from my country's government

- I have faced unexpected financial hardship (for example, asked for an unexpected loan, went into debt, had difficulty accessing credit from banks)
- My time pursuing my own education or training has decreased
- My time doing household work has increased (for example, cooking, cleaning)
- My time dedicated to the care of others has increased (for example, looking after elderly, disabled, children, others who got sick)
- None of these
- Don't know

Q5 Thinking about the list of options below, please tell us which, if any, of the following apply to you during the COVID-19 pandemic. *(Please select all that apply)*

- I experienced physical illness
- I experienced illness of a family or household member
- I experienced the death of a family or household member
- I experienced emotional stress or mental health issues
- I had difficulties accessing medical treatments, medicines, health and hygiene supplies
- I had difficulties accessing contraception and other sexual health services (including HIV testing and treatment)
- I had difficulties accessing abortion options and/or post-abortion care
- None of these
- Don't know

Q6 To what extent do you personally agree or disagree with the following statements?

"The government's response to support people through the COVID-19 pandemic in my country has met the needs of women and men equally"

"Women should be involved in all aspects of the global health response and recovery efforts to COVID-19, including in the development of policies and treatments"

"Inequality between women and men will rise as a consequence of COVID-19"

- Strongly agree
- Agree
- Neither agree nor disagree
- Disagree
- Strongly disagree
- Don't know

Q7 How important, if at all, is gender equality to you personally?

- Very important
- Somewhat important
- Neither important nor unimportant
- Somewhat unimportant
- Not at all important
- Don't know

Q8 Thinking about the government's role in promoting gender equality in your country, which statement best describes how much your government should do?

- The government should do a lot more
- The government should do a bit more
- The government is doing the right amount
- The government is doing a bit too much
- The government is doing far too much
- Don't know

Q9 Thinking about the list of options below, please indicate what you think are the first, second, and third most important areas your government should focus on **to improve equality between women and men in your country.**

- End violence against women (for example, online harassment, sexual assault, forced and child marriage, female genital mutilation)
- Implement access to well paid jobs, equal pay, financial independence, and property rights
- Provide access to contraception and family planning, good maternal health, sex education in schools
- Promote women's participation in climate change action
- Invest in technology to improve women's access to health services, education and economic opportunities
- Improve women's participation and leadership in politics, and cultural and social movements (for example #MeToo, Time's Up)
- None of these, the government should not work to improve gender equality
- Don't know

Q10 In order to **fight violence against women**, which, if any, of the actions below do you think your government should take? *(Please tick up to three from the options below)*

- Address the unequal balance of power between women and men at home within families, marriages and relationships
- Increase accountability for physical and sexual crimes against women
- End traditional practices that are harmful to women and girls (for example, child marriage, female genital mutilation)
- Tackle online violence against women (for example, harassment)
- Combat economic exploitation of women (for example, worker exploitation)
- Fund programs to support women who have experienced violence
- None - my government should not work to fight violence against women
- Don't know

Q11 In order to **improve women's broader economic opportunities and decision-making powers**, which, if any, of the actions below do you think your government should take in your country? *(Please tick up to three from the options below)*

- Achieve equal pay for women and men
- Guarantee social protection and decent working conditions for women in low paying jobs (for example, domestic help, agriculture, textile workers)
- Guarantee parental leave and childcare services
- Increase the number of women in leadership roles (in business, politics, etc.)
- Achieve equal access to education and professional training for women and men
- Guarantee women's decision-making powers over their bank accounts
- Recognize, reduce and redistribute unpaid care and domestic work between women and men (for example household chores and childcare)
- Prevent violence and sexual harassment in the workplace
- None - my government should not improve women's economic opportunities and decision-making powers
- Don't know

Q12 In order to **improve women's sexual and reproductive health and rights**, which, if any, of the actions below do you think your government should take in your country? *(Please tick up to three from the options below)*

- Increase youth engagement in the implementation of sexual and reproductive health services (for example, consulting youth to better deliver contraception)
- Increase access to contraception and family planning options
- Increase access to sexual health services (for example, prevention, testing, and treatment options for sexually transmitted infections, including HIV/AIDS)
- Increase access to legal abortion and post-abortion care

- Increase access to accurate information including sexual education in schools
- Reduce the number of women dying during or after pregnancies and from childbirth
- Prioritize the needs of women from marginalized groups (for example, women with disabilities, ethnic minorities, LGBT+ individuals, refugees and migrants)
- None - my government should not improve women's rights to sexual and reproductive health
- Don't know

Q13 Which actions, if any, should your government take to **promote women's efforts to respond to climate change** in your country? *(Please tick up to three from the options below)*

- Increase funding for women-led organizations that are working to fight climate change
- Increase girls' and women's participation in the development of solutions to tackle climate change
- Address girls' and women's needs in climate change and natural disaster response
- Promote the training and hiring of women in jobs related to climate change (for example, clean energy and technology)
- Protect girls and women forced to migrate due to climate change
- None - my government should not promote women's efforts in response to climate change
- Don't know

Q14 Which actions, if any, should your government take to **promote the use of technology and innovation for gender equality** in your country? *(Please tick up to three from the options below)*

- Increase safety of digital spaces for girls and women (for example, preventing harassment or abuse of women online)
- Address barriers preventing girls and women from accessing, designing, and developing technology
- Provide equal opportunities for girls and women to study and work in STEM (Science, Technology, Engineering, and Mathematics)
- Improve the use of innovative data collection methods to understand girls' and women's needs and experiences
- Invest in technology that helps deliver healthcare and other services virtually for girls and women
- None - my government should not promote the use technology and innovation for gender equality
- Don't know

Q15 In order to **improve girls' and women's participation and leadership in politics**, and cultural and social movements (for example, #MeToo), which, if any, of the actions below do you think your government should take in your country? *(Please tick up to three from the options below)*

- Support women's political leadership and participation
- Ensure the safety of feminist activists and women involved in politics
- Support women's participation in peace processes and as human rights defenders
- Fund feminist movements and other women's political, cultural and social movements
- Achieve equal representation of women in politics (for example, equal representation in legislative and government bodies)
- Achieve equal representation of women on boards of companies
- Support specifically young women's participation in politics and movements
- None - my government should not improve women's representation in leadership and political roles and in movements
- Don't know

Q16 Which actions, if any, should your government take to advance gender equality in your country? *(Please tick up to three from the options below)*

- Commit to and ratify international agreements related to gender equality
- Collect data to research the specific challenges and opportunities for women
- Implement mass media campaigns to raise awareness of the importance of gender equality issues
- Reform laws to promote equality between women and men and end discrimination against women

- Consider the needs and interests of girls and women when developing government spending budgets
- Focus efforts on marginalized women to leave no one behind (for example, ethnic minorities, LGBTQIA+ individuals, disabled women, refugees and migrants)
- Conduct regular reviews of progress in the pursuit of gender equality
- None of these - my government should not try to advance gender equality
- Don't know

Q17 In 2021, France will host a major international conference, the Generation Equality Forum, to discuss women's rights and gender equality. Governments will also discuss funding for global and domestic initiatives. Please tell us to what extent you personally agree or disagree with the following statements.

"My Government should increase its funding for gender equality in **my** country on this occasion"

"My Government should increase its funding for international projects and organizations fighting for gender equality around the world"

- Strongly agree
- Agree
- Neither agree nor disagree
- Disagree
- Strongly disagree
- Don't know

Only asked to female respondents

Q18 In your life, have you ever experienced any of the following? *(Please select all that apply)*

- I have had difficulty accessing education and professional training compared with my male peers/relatives
- I have had difficulty accessing my chosen method of contraception (for example, because of family restrictions, cost issues, lack of availability)
- I have had difficulty accessing abortion and post-abortion care
- I have not received or will not receive the same inheritance as my male relatives
- My freedom of movement has been restricted against my will by family members or my partner
- I did not have the same access to promotion opportunities in my job as my male peers
- I am not paid as much as my male counterparts where I work
- None of these
- Don't know

Q19 In general, where do you, or someone you know, personally feel at risk of assault and harassment (for example, physical, verbal, etc.)? *(Please select all that apply)*

- Online (for example, on social media)
- At home
- In public spaces (for example, transport, on the streets)
- In the place where I work or study
- None of these - I do not feel at risk of assault or harassment
- Don't know

Q20 Please tell us how acceptable or unacceptable you personally think the following things are:

"For women to always obey their partner"

"For women to refuse sexual intercourse with their partner"

"To whistle at a woman in the street, or to touch a woman without her consent"

"To tell or share a sexist joke about a woman with friends or on social media"

- Completely acceptable
- Mostly acceptable

- Neither acceptable or unacceptable
- Mostly unacceptable
- Completely unacceptable
- Don't know

Q21 Please tell us how acceptable or unacceptable you personally think the following things are:

“To let women do the majority of housework, childcare and elderly care”

“To ask a woman during a job interview whether she has, or would like to have, children”

“That women earn less than men for the same work”

- Completely acceptable
- Mostly acceptable
- Neither acceptable or unacceptable
- Mostly unacceptable
- Completely unacceptable
- Don't know

Q22 To what extent do you personally agree or disagree with the following statements:

“Achieving gender equality is essential to end poverty in all countries”

“Imposing gender quotas that is having a proportion of seats for women in all political decision-making bodies, is a good way to advance gender equality in your country”

- Strongly agree
- Agree
- Neither agree nor disagree
- Disagree
- Strongly disagree
- Don't know

Q23 To encourage policymakers to tackle gender inequality around the world, which of the following actions would you be willing to take? *(Please select all that apply)*

- Take part in a demonstration or join a movement
- Sign a petition
- Volunteer with an organisation working on gender equality
- Contact your local government official (for example, write a letter, an email, through social media)
- Make a donation to an organization working on gender equality
- Share information about gender equality on social media
- Vote in an election for a candidate supporting gender equality
- Purchase or boycott products from companies based on their views on gender equality
- Promoting gender equality in everyday conversations and interactions
- None of the above
- Don't know

How old are you?

What is your highest level of education completed?

- No formal schooling
- Some formal schooling but not university / college
- University / college and beyond
- Don't know

[race/ethnicity, as appropriate for the country context]

Who provides the main source of income in your home?

- Self
- Partner
- Parents
- Older relatives
- Pension
- Government support
- Other
- Don't know

What is the combined annual income of your household, prior to tax being deducted?

[Respondents were invited to select an answer on a scale representing their own currency and the economic reality of every country surveyed]

Which of the following best describes where you live?

- Rural area (for example, small town, village, dispersed setting)
- Urban area (for example, cities, suburbs and immediate surroundings)
- Don't know

Which, if any, of the following categories applies to you? (Please select all that apply)

- I am a refugee and/or asylum seeker
- I have been forcibly displaced within my country or from my country of origin
- I migrated for a job or better economic opportunities
- None of the above
- Prefer not to say

Respondents were asked to select the political party they voted for at the last general or national level elections. These were country specific questions.

People sometimes use the labels "left" or "left wing" and "right" or "right wing" to describe political parties, party leaders, and political ideas. Using the 0 to 10 scale, where the end marked 0 means left and the end marked 10 means right, where would you place yourself on this scale?

Do you consider yourself to be:

- Heterosexual or straight
- Homosexual (for example, lesbian or gay)
- Bisexual
- Other
- Prefer not to say

ACKNOWLEDGEMENTS:

Focus 2030 and Women Deliver would like to thank the following individuals for their contribution to this report: Hannah August, Kelsi Boyle, Courtney Carson, Caroline de Cremoux, Lippi Doshi, Fabrice Ferrier, Rachel Fowler, Léa Fuirot, Arnaud Gaillard, Caty Gordon, Evelyne Guindon, Bailey Hosfelt, David Hudson, Jennifer Hudson, Divya Mathew, Meyris Montalvo, Paolo Morini, Tina Mukherjee, Susan Papp, Philippine Réquillart, Jessica Roland, and Kathleen Sherwin.

Focus 2030 is a Paris-based nonprofit organization working with international solidarity and development actors on communication, mobilization, and advocacy projects supporting the UN Sustainable Development Goals.

Our aim is to promote political, media, and public attention for international development issues, the fight against poverty and global inequality, in order to ensure ambitious, transparent, and effective public policies in these areas. Focus 2030 structures its work around three main axes:

- **DATA:** in the production and analysis of qualitative and quantitative data through public opinion surveys on international development and publication of facts and figures on development;
- **INNOVATION:** in the support and financing of innovative research and campaigns on the Sustainable Development Goals and development finance, and;
- **DEVELOPMENT:** in bringing together our community of development actors (NGOs, think tanks, international organizations, and public institutions) to facilitate exchange and co-construction of joint work for policy action.

www.focus2030.org

Women Deliver is a leading global advocate that champions gender equality and the health and rights of girls and women. Our advocacy drives investment — political and financial — in the lives of girls and women worldwide. We harness evidence and unite diverse voices to spark commitment to gender equality. And we get results. Anchored in sexual and reproductive health, we advocate for the rights of girls and women across every aspect of their lives. We know that investing in girls and women will deliver progress for all.

www.womendeliver.org

This research is supported by funding from the:

Swiss Agency for Development and Cooperation (SDC), Government of Canada, provided through Global Affairs Canada, and the French Development Agency.

This publication reflects the views only of the authors. The funding agencies and governments are not responsible for the content and the use of the information contained in this report.



Global Affairs
Canada

Affaires mondiales
Canada